

**BOON EDAM**
YOUR **ENTRY** EXPERTS.



DETER UNAUTHORIZED ENTRY

TURNLOCK 200.

POLYCARBONATE ARM TURNSTILE NOW AVAILABLE WITH THE
BE SECURE OVERHEAD DETECTION SYSTEM





OVERVIEW

Appearance within a building is just as important as functionality – people are influenced by how an area is designed and how it makes them feel. Having an indoor full-height turnstile sends a clear message to the visitor that they are about to enter a restricted area. The Turnlock 200 portrays this message in such a way that is both welcoming and secure, providing a wonderfully balanced, low security solution. This entrance is ideally suited for areas where there are no security guards, yet only authorized passage forward is permitted.

CLEAR AND SOLID SECURITY

The transparent design of the Turnlock 200 makes it the solution of choice for any interior application where deterring tailgating is of concern. Traffic flow is two-way, but one direction at a time. Users must stop and wait their turn before proceeding through the turnstile. Even for interior use, there are specific applications where a rugged security turnstile is the best choice. The fact that this solution forms an obstacle means that it fulfills the function of deterring any unwanted and unauthorized entries.

CONTROL YOUR ACCESS. STEP UP YOUR SECURITY LEVEL

The Turnlock 200 has the option of a universal access control panel known as BoonTouch. This feature allows remote operation and management of the secure entry point from a reception or security desk at the push of a button. This user-friendly interface allows each entry to be operated individually or simultaneously – as the situation demands and shows any security breach instantly. The control panel can operate any combination of up to 6 security access solutions and is compatible with most of the solutions in our product range.

KEY FEATURES

- Transparent design for high aesthetics
- Premium materials and heavy-duty construction
- Smooth rotation
- Easy installation and field-configurable
- Mechanical or electrical operation
- Multi-functional unit for various applications
- Additional flexible options available to fine-tune or 'Level Up'

KEY BENEFITS

- Aesthetics suit most indoor applications
- Capable of operating under abusive conditions
- Minimal maintenance
- Low energy consumption
- Quiet operation
- Easy to re-configure in the field

SUGGESTED SEGMENTS

- Manufacturing
- Industrial
- Education
- Leisure / recreation
- Corporate offices

PUTTING THE POWER BACK IN YOUR HANDS

One size does not fit all, and that is why we at Boon Edam believe in offering modular solutions. This approach allows the security professional to design a tailored entrance solution that balances security and safety with aesthetics.


The result is a unique entrance that fits the needs of each industry, application and individual company. To get started, choose from an array of quality standard options. Then, 'Level Up' where it matters most to your company – whether that be in terms of throughput, security, safety, aesthetics, technology or user comfort – or a combination of each. A modular solution approach truly puts the power back into your hands - the power to create a refined entry with ease.

SCALABLE FLEXIBILITY IS THE FUTURE


The ability to integrate a large variety of secondary security technologies into our full height turnstiles is the ideal way in which to fine-tune by 'Leveling Up' their entrance security when increased protection is required.

Meeting your security goal easily and within your budget is the reason why we work together with you to ensure that by using these options, you end up with a product that outperforms the others safely, beautifully and profitably.

You can level up in any of these categories:



LEVEL UP



If our standard specifications do not quite suit your needs, we open up opportunities for you to 'Level Up' where it counts most. You can also do this according to your most motivating value driver.

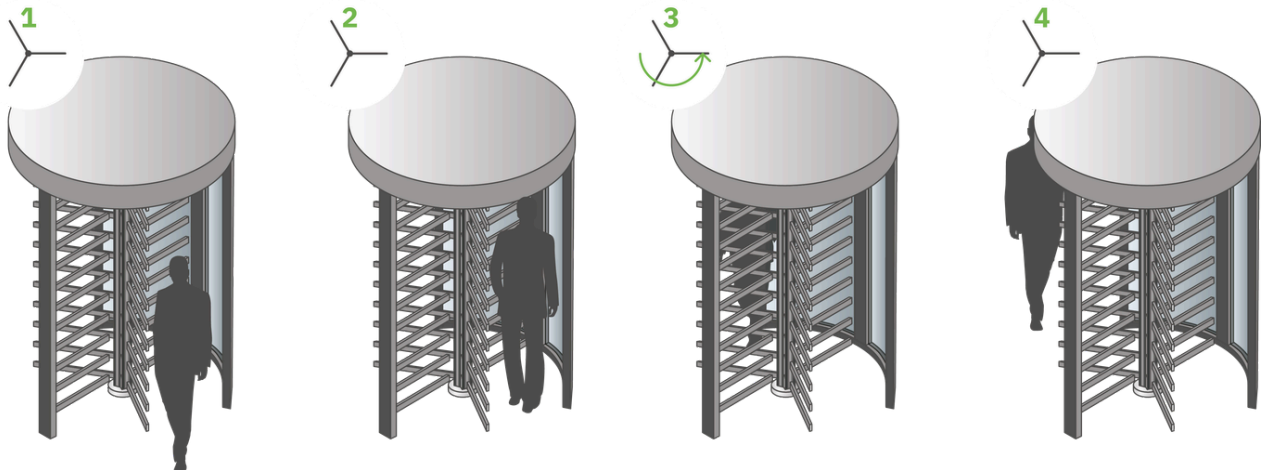
The specification table shows you our standard product options, and to the right of these, you can easily see, and consider, any compatible 'Level Up' options for fine-tuning the Turnlock 200.



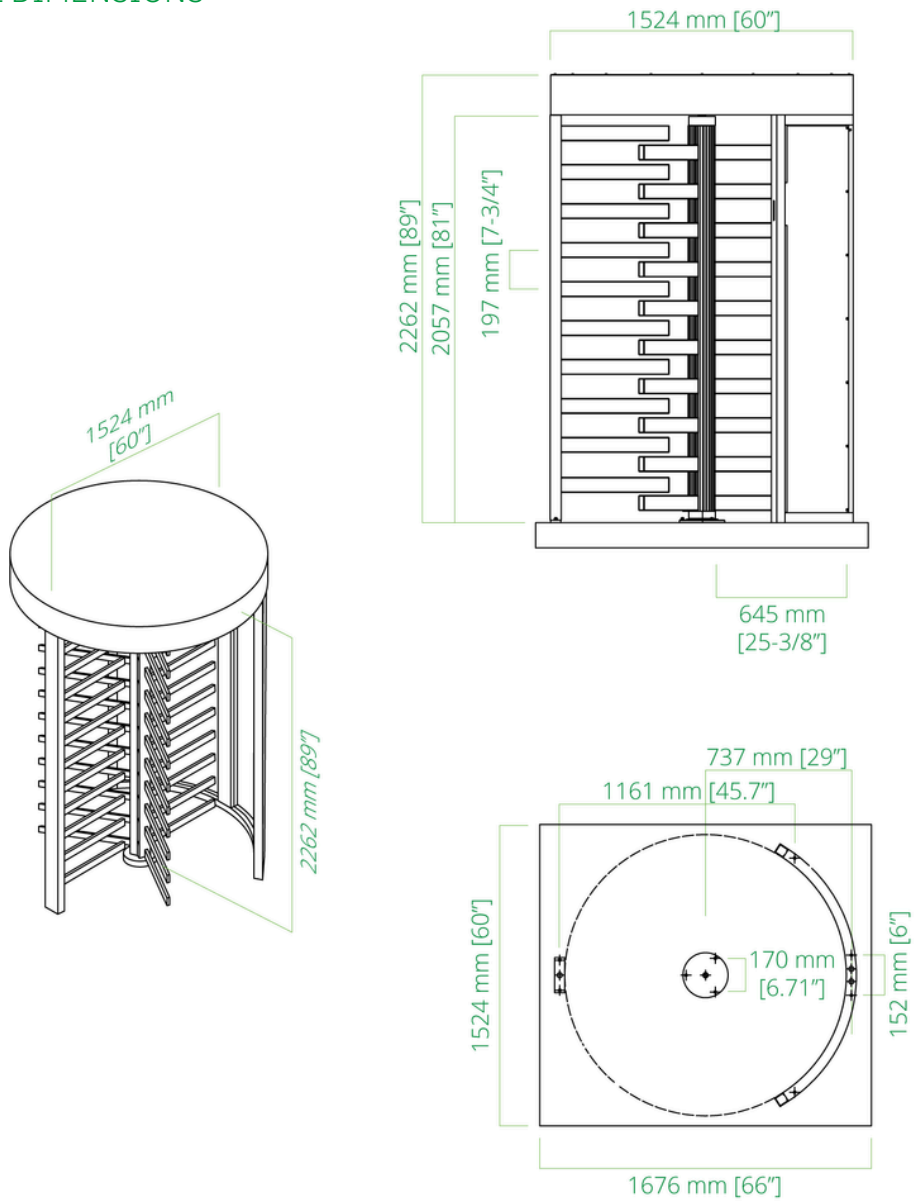
TECHNICAL SPECIFICATIONS

 THROUGHPUT	STANDARD	LEVEL UP OPTIONS
Throughput	15-20 People per minute	Tandem: 2x 15-20 people per minute
Diameter	1524 mm / 60"	Tandem: 2902 mm / 96"
Top Channel Height	203 mm / 8"	Tandem: 203 mm / 8"
Overall Height	2262 mm / 89"	Tandem: 2262 mm / 89"
Passage Width	645 mm / 25-3/8"	Tandem: 2x 645mm / 2x 25-3/8"
Flow	Bi-directional, one direction at a time	Uni-directional, one-way only
 SECURITY	STANDARD	LEVEL UP OPTIONS
Access Control Integration	Dry contacts for virtually any access control device	
Key Switch Panel	Electric key override (entry, exit or both) for remote locking/unlocking of turnstile	
 SAFETY	STANDARD	LEVEL UP OPTIONS
Fail Safe Operation	Lock and motor both disengage in the event of a power failure	Fail secure: lock and motor remained locked in the event of a power failure
Fire Alarm Connection	Emergency egress settings depending on local regulations and or customer request	
Heel Protectors		Eliminates heel contact during passage
 AESTHETICS	STANDARD	LEVEL UP OPTIONS
Frame Material	Clear anodized aluminum	
Turnstile Color	Clear polycarbonate	Other colors: On special request
Finished Rotor Covers	Extruded covers create a seamless center rotor shaft	
Curved Wall	Single shield, clear polycarbonate	Dual shield (both sides of unit have curved walls)
 TECHNOLOGY	STANDARD	LEVEL UP OPTIONS
Power Supply	110-240 VAC, 50 / 60 Hz	INTEGRATION OPPORTUNITIES:
Operating Power	60W	<ul style="list-style-type: none"> BoonTouch external control panel (up to 6 lanes)
Operating Temperature	-4°F to +131°F	
Weight	360 kg / 800 lbs	Tandem: 640 kg / 1200 lbs
Top Channel Protection	Two-piece enclosure is IP56 rated to protect electrical components from outside elements	Circular canopy finished in brushed stainless steel (single unit only)
Card Reader Mount	Mounting box on end post	
Battery Backup		Extends life for 4 hours after power loss
 COMFORT	STANDARD	LEVEL UP OPTIONS
Disabled Access		Turnlock Side Gate access gates with 915 mm / 36" passage width
Visual Cues	Indicator lights (red / green) and arrow pictograms	

WORKING PRINCIPLE



TECHNICAL DIMENSIONS





SERVICE AND MAINTENANCE

With hundreds or thousands of visitors passing through an entry every day, continued and reliable operation is vital. Regular service and maintenance can prevent unexpected hardware breakdowns. Boon Edam's service and maintenance teams across the world are experienced in the effects the local conditions have on the wear and tear of your entry solutions and can offer specialized service and maintenance contracts that correspond to those conditions perfectly.

COMPLIANCE

The goal of an organization is to safeguard the valuable assets inside – both people and property. As is often the case, industries must comply with relevant local and global laws, policies and regulations, to achieve the important goal of overall safety and security. Failure to meet the appropriate measures and criteria set out in these regulations could result in catastrophic incidents and substantial fines.

Boon Edam security entrances are trusted solutions that allow organizations to meet compliance regulations related to restricting access to areas within a building. We take compliance and safety very seriously and ensure that our products are manufactured, installed and maintained to keep up the strict criteria required in all our countries. We are always improving and always committed to making sure our products are compliant and certified. More information can be found on our website under 'Our Responsibility'.

The Turnlock 200 complies with the following American standards:

- UL standard 294
- CAN/ULC standard S319



OUR REACH IS GLOBAL.

We have been in business for 150 years manufacturing premium aesthetic and security entrance solutions in the Netherlands, United States of America and China. We can confidently say that we cover every corner of the globe with subsidiary companies in major cities across the globe. Furthermore our global export division not only partner with our distributors, but also offer direct sales and service to every territory. This wide net allows us to have a strong global footprint as well as a personal grasp of local markets and their unique entry requirements.

To find your closest Boon Edam expert, please go to:
www.boonedam.us/contact



Boon Edam Inc.

T +1 910 814 3800
E sales@boonedam.us
I www.boonedam.us


BOON EDAM
YOUR ENTRY EXPERTS.