

150
YEARS

BOON EDAM
YOUR ENTRY EXPERTS.



DETECT UNAUTHORIZED ENTRY

SPEEDLANE COMPACT.

OUR **SHORTEST** OPTICAL TURNSTILE SOLUTION





OVERVIEW

The newest addition to the Boon Edam premium range of optical turnstiles solves the issue of introducing security and safety into small and valuable areas of real estate spaces. The Speedlane Compact delivers all you fundamentally need in a security lane; while confidently delivering all that is required to make your visitors feel welcome and secure - every day.

The Speedlane Compact is a trendy and functional addition to increasing security levels in your valuable area. Ease of efficiency in moving people safely onto the next point of their journey is in no way compromised by this optical turnstile's small footprint. Advanced algorithms and technology ensure smooth and accurate passage.

Optical turnstiles are gaining in popularity as busy work and public spaces have to remain safe and secure. The Speedlane Compact offers excellent support to guards and staff responsible for authorized entrances to secured areas.

PREMIUM MINIMALISM AND STYLISH SOPHISTICATION

The Speedlane Compact has been designed with simplicity and sophistication in mind. The minimalist lines of the cabinets fit into almost any area without drawing unnecessary attention to themselves.

Contoured cabinets, position and operation of directional LED lights guide even an untrained user through the passage with pleasant ease. However, as simple as the product is to use, the premium integrated technology still offers excellent tailgating detection and safety sensors as standard features.

UNCOMPLICATED EASY AND EFFECTIVE

The Speedlane Compact has one word which resonates so perfectly with it - ease. Ease of integration with many access control systems and technology provides a lot of flexibility when considering adding it to your total security solution.

The optical turnstile is easy to install, to maintain, and the short delivery turnaround times are very attractive.

This medium security solution does what it needs to do with quiet confidence. There is no need for excess here. This is basic, done well.

KEY FEATURES

- Intuitive user guidance
- Tailgating, safety and object detection sensor sets, as standard
- Easy installation
- Generous interior space cabinet for flexible access control integration
- Premium quality materials
- Smooth, swing motion glass barriers
- Short V-shaped cabinet with ergonomic design and small footprint
- Flexible lane configurations (including a wide lane for disabled and large object access)
- Universally understood and proven display symbols
- Additional flexible options available to fine-tune or 'Level Up'

KEY BENEFITS

- Relieves pressure from security or reception staff
- Coordinates beautifully with existing building décor and design
- Short cabinet length optimizes the use of valuable floor space
- Built to last

SUGGESTED SEGMENTS

- Corporate offices
- Universities and education facilities
- Gyms and sports centers
- Casinos
- Retail



PART OF THE BIGGER PICTURE

Boon Edam products form part of the overall security of a facility, especially when we are talking about the introduction of medium-level security in the form of optical turnstiles. The Speedlane Compact provides the vehicle to integrate a huge array of modern and technologically advanced devices to mitigate risk. We work closely with suppliers of devices such as card readers, barcode scanners, keypads, video surveillance, etc., and have spent years building good relationships to help our customers get even more out of their Boon Edam entrance solutions.

SCALABLE FLEXIBILITY IS THE FUTURE

The ability to integrate a large variety of secondary security technology into our optical turnstiles is the ideal way in which to fine-tune by 'Leveling Up' their entrance security when increased protection is required.

Meeting your security goal easily and within your budget is the reason why we work together with you to ensure that by using these options, you end up with a product that outperforms the others safely, beautifully and profitably.

You can level up in any of these categories:



LEVEL UP

If our standard specifications do not quite suit your needs, we open up opportunities for you to 'Level Up' where it counts most. You can also do this according to your most motivating value driver:

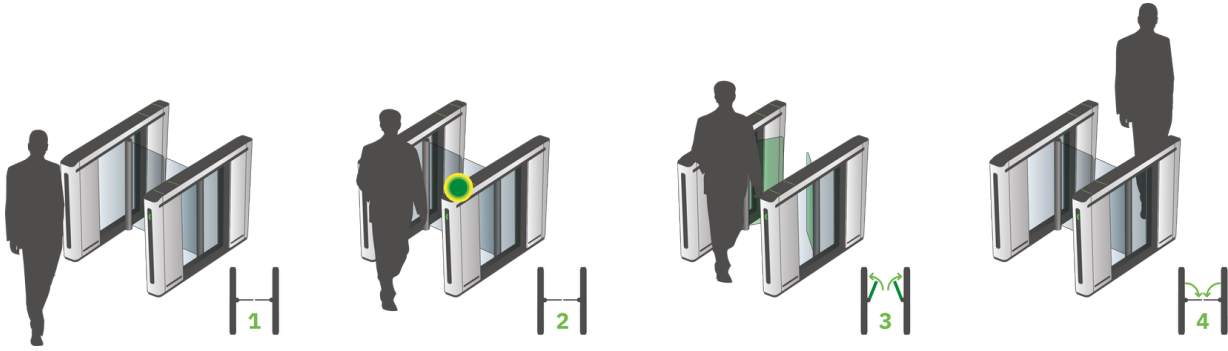
The specification table shows you our standard product options, and to the right of these, you can easily see, and consider, any compatible 'Level Up' options for fine-tuning the Speedlane Compact.



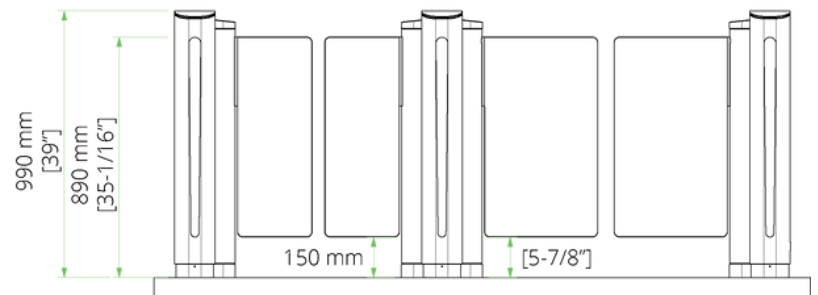
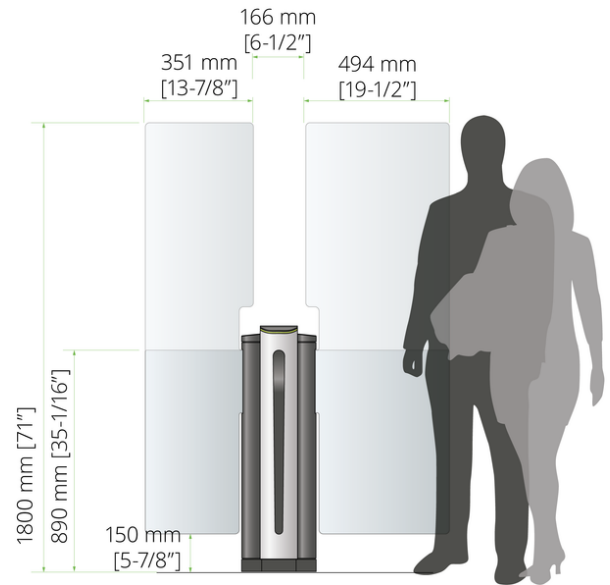
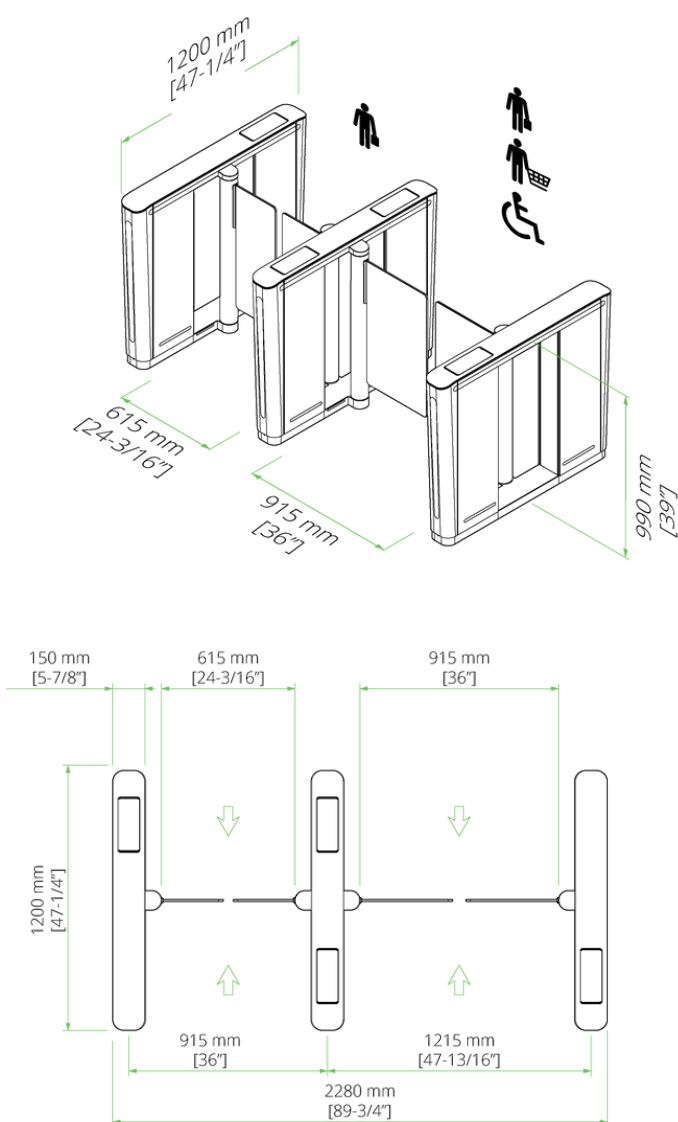
TECHNICAL SPECIFICATIONS

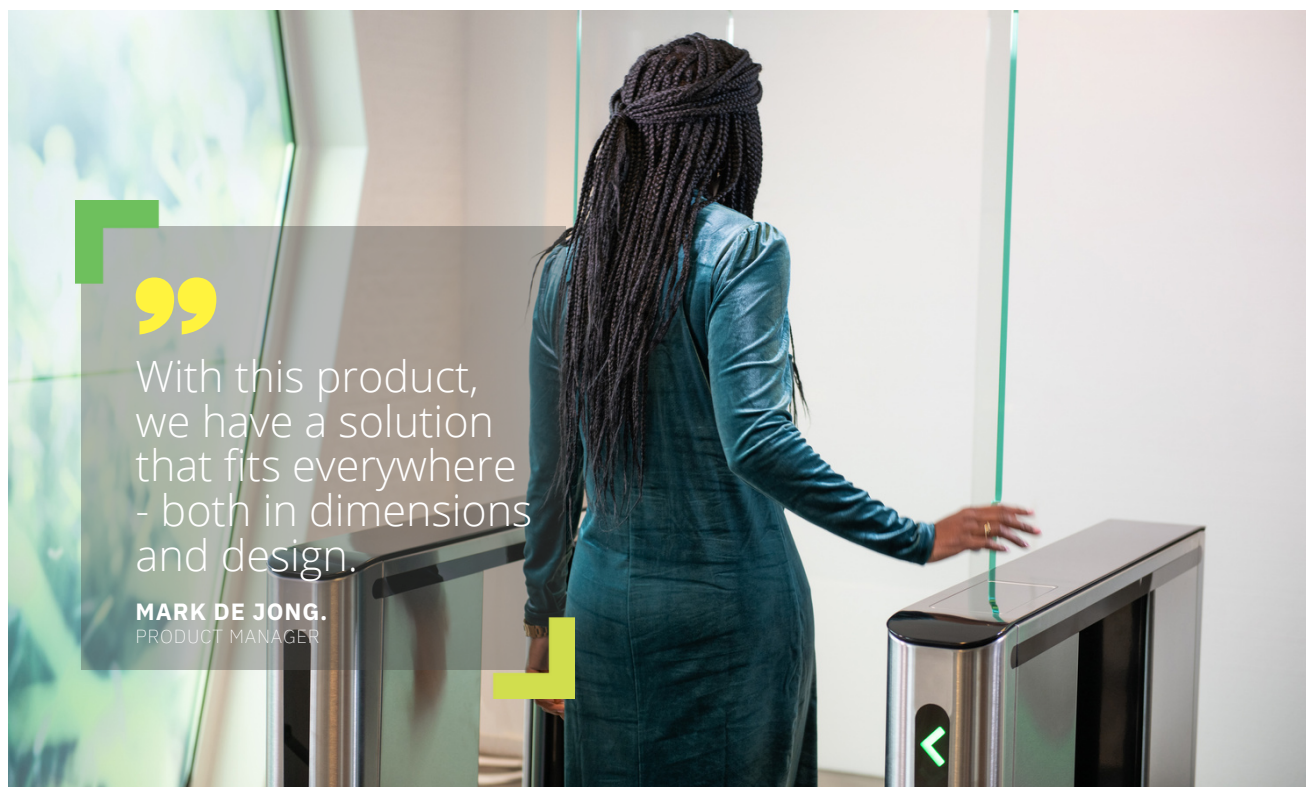
	THROUGHPUT	STANDARD	LEVEL UP OPTIONS
	Throughput	20 - 30 People per minute	
	Cabinet Width	150 mm / 6"	
	Cabinet Height	990 mm / 39"	
	Cabinet Length	1200 mm / 47-1/4"	
	Passage Width	615 mm / 24-1/4"	Wide: 915 mm / 36"
	Overall Lane Width	1065 mm / 42" (for a single lane)	Wide: 1365 mm / 53-3/4"
	Wing / Barrier Height	890 mm / 35"	High options available: see pg. 6
	SECURITY	STANDARD	LEVEL UP OPTIONS
	Unauthorized User Detection	Complete sensor set	
	Booking Signal	Adjustable booking signal	
	Sound Alarm	Sound module	
	Tailgating Detection	Standard range	
	SAFETY	STANDARD	LEVEL UP OPTIONS
	Fail Safe Operation	In case of power outage	
	Fire Alarm Connection	Emergency egress settings depending on local regulations and or customer request	
	Safety Sensors	Complete sensor set	
	AESTHETICS	STANDARD	LEVEL UP OPTIONS
	Cabinet Material	Stainless steel	
	Cabinet Color	Stainless steel	
	TECHNOLOGY	STANDARD	LEVEL UP OPTIONS
	Power Supply	110-240 VAC, 50 / 60 Hz	INTEGRATION OPPORTUNITIES: <ul style="list-style-type: none"> Lifeline Boost Mount (3 options) BoonTouch External Control Panel (up to 6 lanes)
	Operating Power	60W	
	Operating Temperature	-15°C / +5°F to +50°C / +122°F	
	Weight	100 kg / 220 lbs	
	Access Control Systems	Dry contacts for virtually any access control device	Top Mount - Universal Access Control Stand
	Card Reader Mount	Under the top of the cabinet. Max. dimensions: 90 x 200 x 70 mm / 3" x 8" x 2" (WxLxH)	
	COMFORT	STANDARD	LEVEL UP OPTIONS
	Disabled Access	Wide passage width option suitable for disabled access	Winglock Swing access gate Passage width 915 mm / 36"
	Intuition	Feedback signals / Intuitive symbol design	
	Stand-by Power Consumption	Stationary 50W	

WORKING PRINCIPLE



TECHNICAL DIMENSIONS





”

With this product,
we have a solution
that fits everywhere
- both in dimensions
and design.

MARK DE JONG.
PRODUCT MANAGER

SERVICE AND MAINTENANCE

With hundreds of thousands of visitors passing through an entry every day, continued and reliable operation is vital. Regular service and maintenance can prevent unexpected hardware breakdowns. Boon Edam's service and maintenance teams across the world are experienced in the effects the local conditions have on the wear and tear of your entry solutions and can offer specialized service and maintenance contracts that correspond to those conditions perfectly.



COMPLIANCE

Boon Edam security entrances are trusted solutions that allow organizations to meet compliance regulations related to restricting access to areas within a building. We take compliance and safety very seriously and ensure that our products are manufactured, installed and maintained to keep up the strict criteria required in all our countries. We are always improving and committed to making sure our products are compliant and certified. More information can be found on our website under 'About Us'.

The Speedlane Compact complies with the following North American standards:

- UL 325
- CSA 22.2#247

OUR REACH IS GLOBAL.

We have been in business for 150 years manufacturing premium aesthetic and security entrance solutions in the Netherlands, United States of America and China. We can confidently say that we cover every corner of the globe with subsidiary companies in major cities across the globe. Furthermore our global export division not only partner with our distributors, but also offer direct sales and service to every territory. This wide net allows us to have a strong global footprint as well as a personal grasp of local markets and their unique entry requirements.

To find your closest Boon Edam expert, please go to:
www.boonedam.us/contact



Boon Edam Inc.

T +1 910 814 3800

E sales@boonedam.us

I www.boonedam.us


BOON EDAM
YOUR **ENTRY** EXPERTS.