



**BOON EDAM**  
YOUR **ENTRY** EXPERTS.



HIGH LEVEL SECURITY

## CIRCLELOCK SOLO.

THE ULTIMATE SINGLE-ENTRY SECURITY MANTRAP PORTAL







## OVERVIEW

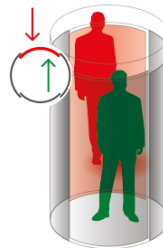
The Circlelock Solo high security portal can prevent any attempt to gain unauthorized access as well as confirm the identity of the user entering. The round, cylindrical compartment features two interlocking, automatic sliding doors. Upon authorization, the first door opens allowing a user to enter the portal. Integrated sensors confirm the user is alone and if so, a signal is given to the second sliding door to open, completing the passage into the secure area. A secondary biometric system can be used to confirm identity once inside the chamber.

## 'LEVEL UP' THE SECURITY FEATURES

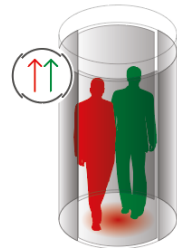
The Circlelock Solo comes with an array of possible security packages ranging from tailgating detection up to piggybacking detection. For those looking for the ultimate fortress, the Solo comes standard with an overhead sensor system called StereoVision® that accurately detects and prevents piggybacking, or two users attempting to enter the portal on one authorized credential.

Organizations looking to increase the security level of the Solo can also consider the following features:

- **Two-way StereoVision:** with optional two-way StereoVision, organizations can provide additional advanced piggybacking prevention when users exit the secure area (in addition to entry).
- **Internal biometric post:** allows for mounting of an internal biometric device (by others) for two or multi-factor authentication capabilities. This ensures that the person who presents their credentials outside the portal is the same person who is inside.



**TAILGATING FROM NON-SECURE TO SECURE SIDE:**  
DETECTION VIA OVERHEAD STEREOVISION SYSTEM



**PIGGYBACKING IN SAME DIRECTION:**  
DETECTION VIA OVERHEAD STEREOVISION SYSTEM

## A FLEXIBLE FORTRESS

While the Circlelock Solo typically allows just one authorized person to enter, based on approved and registered credentials, it can also support two-factor authentication: an identity verification technology (such as facial, iris, or hand scanner) can be mounted on an internal biometric post inside the portal to confirm that the person is alone and the right person. The cutting-edge technologies at work within this product ensure peace of mind.

## A WORLD OF SECURITY INTEGRATION OPPORTUNITIES

We know the role our portal plays is just a part of the bigger security picture and we have researched at length ways to ensure easy and effective integration opportunities for our clients who decide on installing our Circlelock Solo. This is over-and-above the already built-in StereoVision technology which scans and accurately detects persons by using advanced sensors. Additional measures are available to level up the security even further, as your project demands it.

## KEY FEATURES

- Space efficient cylinder compartment with an interlocking door system for accurate tailgating prevention
- Anti-piggybacking system (StereoVision)
- Working principle supports multi-factor authentication
- Self-managed – no manned supervision required
- Onboard user communication system (integrated visual and audio feedback signalling)
- Seamless integration and feedback with access control systems, biometric devices and building management systems


## KEY BENEFITS

- Highest security protection
- Reduced / eliminated guard salary = quick ROI
- Expanding on an existing design means lower renovation costs due to floor and wall mounting construction
- Long life, easy to maintain and troubleshoot

## SUGGESTED SEGMENTS

- Data centers
- Financial
- Insurance
- Medical / pharmaceutical
- Government / military
- Airports
- Prisons
- Museums
- Archives
- Casinos

**You can level up in any of these categories:**



# LEVEL UP

If our standard specifications do not quite suit your needs, we open up opportunities for you to 'Level Up' where it counts most. You can also do this according to your most motivating value driver.

The specification table shows you our standard product options, and to the right of these, you can easily see, and consider, any compatible 'Level Up' options for fine-tuning the Circlelock Solo.

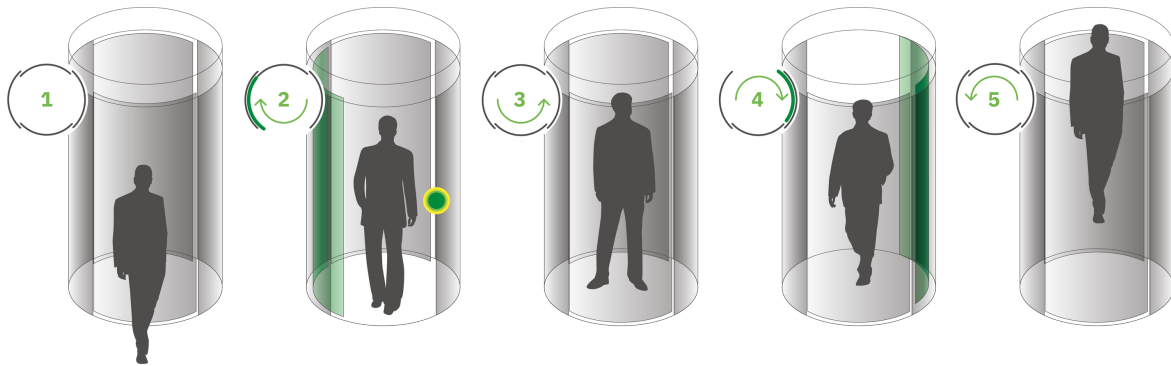




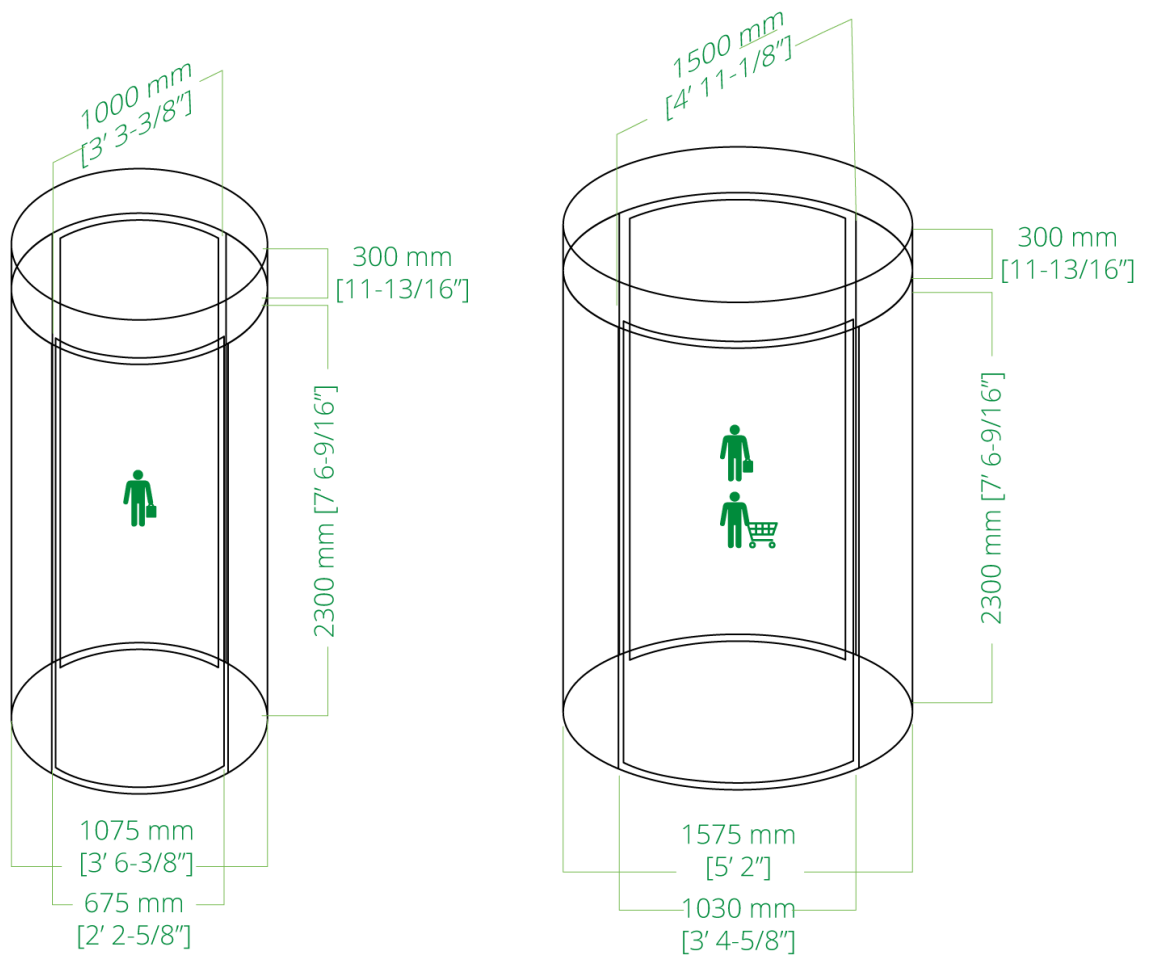
## TECHNICAL SPECIFICATIONS

 THROUGHPUT	STANDARD	LEVEL UP OPTIONS
Throughput	5 - 6 People per minute	
Diameter	3' 3-3/8" / 1000 mm	4' 11-1/8" / 1500 mm
Overall Height	8' 6-3/8" / 2600 mm	
Canopy Height	11-13/16" / 300 mm	
Throat Opening	2' 2-5/8" / 675 mm	3' 4-5/8" / 1030 mm
Installation Width	3' 6-3/8" / 1075 mm	5' 2" / 1575 mm
Flow	Bi-directional, one direction at a time	
 SECURITY	STANDARD	LEVEL UP OPTIONS
Tailgating Prevention	Unauthorized user can't enter the compartment after an authorized user completes entry/exit	
StereoVision Piggybacking Prevention	One-way piggybacking prevention	Two-way piggybacking prevention
Biometric Authentication	-	Internal biometric post for two- or multi-factor authentication
Bullet-Resistant Package	-	Bullet-resistant Level 3 glass (29mm thick), Reinforced side and end posts
 SAFETY	STANDARD	LEVEL UP OPTIONS
Emergency Egress	N/A - subject to local regulations	
Operation in Case of Power Failure	Secure side door locks and the non-secure side door unlocks and opens	Both doors unlock and open
Operation in Case of Fire Alarm	Field configurable to client's specifications	
Battery Back-Up	Executes actions described in "Operation in Case of Power Failure" above	
 AESTHETICS	STANDARD	LEVEL UP OPTIONS
Material	Anodized aluminum	Powder coated aluminum, stainless steel, additional finishes available on request
Sliding Glass Panels	Laminated or tempered safety glass	Bullet-resistant Level 3 glass (29mm thick)
Wrapping / Branding	-	Glass decals
 TECHNOLOGY	STANDARD	LEVEL UP OPTIONS
Power Supply	110 - 240 V, 50 / 60 Hz	<b>INTEGRATIONS:</b> <ul style="list-style-type: none"> <li>• BoonTouch external control panel</li> <li>• Mobile / Bluetooth readers</li> <li>• Facial, iris recognition, other biometric devices for touchless entry</li> <li>• Free-out push button activation</li> </ul>
Operating Power	65W - Operating 45W - Stationary	
Operating Temperature	-4°F to +122°F	
Weight	1650 lbs / 750 kg	
Access Control	Dry contacts for virtually any access control	
 COMFORT	STANDARD	LEVEL UP OPTIONS
Disabled Access	-	Adjacent swing door required by code
Lighting and Sound	LED ceiling lights and voice module	

## WORKING PRINCIPLE



## TECHNICAL DIMENSIONS







### SERVICE AND MAINTENANCE

With hundreds or thousands of visitors passing through an entry every day, continued and reliable operation is vital. Regular service and maintenance can prevent unexpected hardware breakdowns. Boon Edam's service and maintenance teams across the world are experienced in the effects the local conditions have on the wear and tear of your entry solutions and can offer specialized service and maintenance contracts that correspond to those conditions perfectly.

### COMPLIANCE

Boon Edam security entrances are trusted solutions that allow organizations to meet compliance regulations related to restricting access to areas within a building. We take compliance and safety very seriously and ensure that our products are manufactured, installed and maintained to keep up the strict criteria required in all our countries. We are always improving and committed to making sure our products are compliant and certified.

#### **The Circlelock Solo complies with the following European standards:**

- UL standard 325
- UL standard 2593
- CSA standard C22.2



# OUR REACH IS GLOBAL.

---

We have been in business for 150 years manufacturing premium aesthetic and security entrance solutions in the Netherlands, United States of America and China. We can confidently say that we cover every corner of the globe with subsidiary companies in major cities across the globe. Furthermore our global export division not only partner with our distributors, but also offer direct sales and service to every territory. This wide net allows us to have a strong global footprint as well as a personal grasp of local markets and their unique entry requirements.

To find your closest Boon Edam expert, please go to:  
[www.boonedam.us/contact](http://www.boonedam.us/contact)



**Boon Edam Inc.**  
T +1 910 814 3800  
E [sales@boonedam.us](mailto:sales@boonedam.us)  
I [www.boonedam.us](http://www.boonedam.us)

V1-2211

  
**BOON EDAM**  
YOUR **ENTRY** EXPERTS.