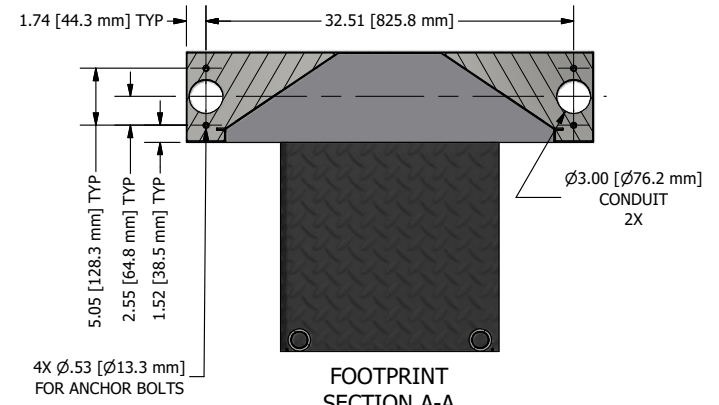
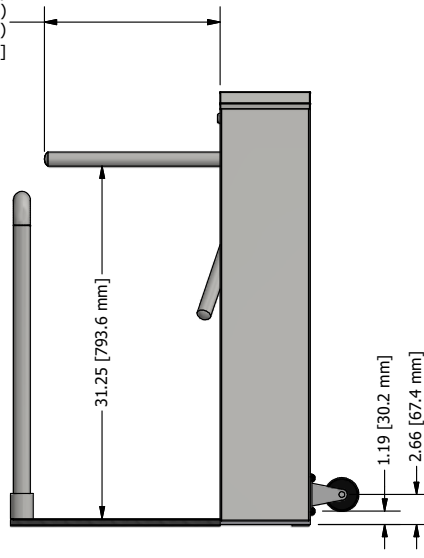
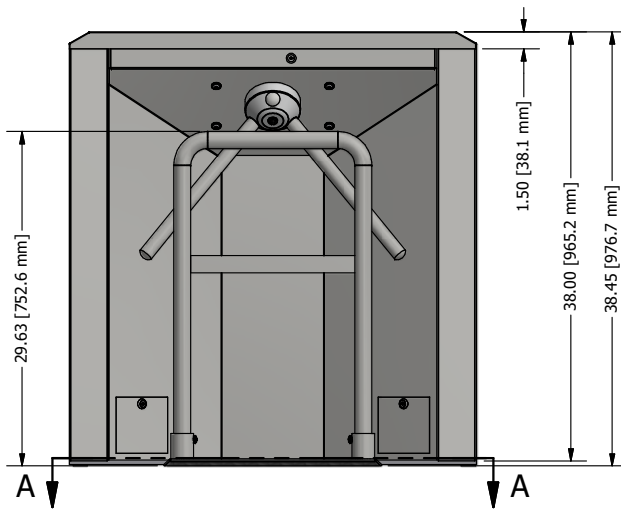


OPTION: 22" PASSAGE (21" ARM)  
OPTION: 20" PASSAGE (19" ARM)  
18" PASSAGE (17" ARM)  
15.52 [394.2 mm]



FOOTPRINT  
SECTION A-A  
SCALE 1:11

#### GENERAL NOTES:

##### TRILOCK-75 WITH PLATFORM AND WHEELS

- 17" ARM SHOWN - 19" & 21" ARMS AVAILABLE
- RIGHT HAND OR LEFT HAND
- ONE OR TWO DIRECTIONS ELECTRICALLY CONTROLLED
- MECHANICAL UNIT

OPTIONAL POWDERCOATING AVAILABLE

#### ELECTRICAL NOTES:

POWER SERVICE OPTIONS:

1. 24VDC
2. 110 VAC SINGLE PHASE
3. 220 VAC SINGLE PHASE 50/60HZ
4. 220 VAC DUAL PHASE 50/60H

15 MAINS SERVICE REQ'D  
AUTHORIZATION, FIRE ALARM REQUIRES  
DRY CONTACT FROM ACCESS CONTROL

#### CODED NOTES:

1. TOP COVER - #4 STAINLESS STEEL
2. CABINET - #4 STAINLESS STEEL
3. ACCESS DOORS (2) TYP - #4 STAINLESS STEEL
4. ARM - STAINLESS STEEL n1-1/4" 16GA. (3) TYP
5. COVER LOCK
6. HUB - POWDERCOATED ALUMINUM
7. CONCEALED HINGE
8. PLATFORM
9. FILLER RAIL
10. WHEELS