















DATA SHEET

# DUOTOUR.

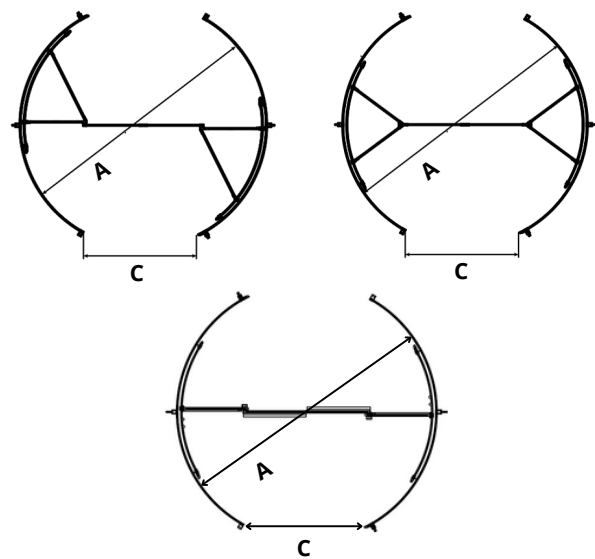
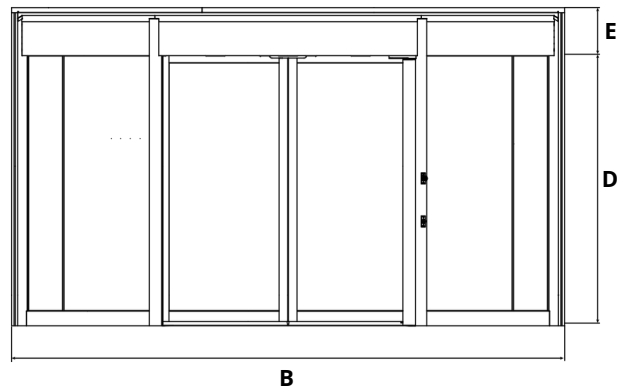
---

THE HIGH CAPACITY **ROTATING** DOOR

## DIMENSIONS AND SPECIFICATIONS

A						B	C	D	E
Diameter (mm)	Capacity / Minute	# of Door Wings	Disabled Access	Type of Traffic	Emergency Exit	Installation Width (mm)	Throat Opening (mm)	Height Under Canopy (mm)	Canopy Height (mm)
3600	2x 40	2				3804	1654	2200-2600	300-600
4200	2x 48	2				4404	1954	2200-2600	300-600
4800	2x 54	2				5004	2254	2200-2600	300-600
5400*	2x 59	2				5604	2554	2200-2300	400-600

Doors outside these dimensions are available on request, please consult your Boon Edam representative for more information.  
\*Sliding door model available with aluminium finish.



### UNHINDERED PASSAGE

The sliding or swinging doors in the centre of the door set can be opened to allow access to large trollies, beds or emergency personnel. Unlike other revolving doors, the Duotour does not have a centre column. This ensures that a completely unhindered passage can be created.

## TECHNICAL SPECIFICATIONS

**Power Supply:** 200-240 VAC, 50/60 Hz  
**Motor:** AC motor, 3-phase

**Power Consumption**  
**Operating:** 150W  
**Stationary:** 75W

**Ambient Temperature:** -20°C to +50°C  
**Fuse:** External power supply fused with 16A slow

### LEVEL UP OPTIONS

- BoonAssist with assist and positioning
- Convenient out-of-hours entry
- External control panel for integration with the reception desk
- Push-button for temporary low speed
- Frost protection <-15°C
- Air curtains
- Floor mats
- Available in alternative colours, materials, and finishes. Please contact us.

### NIGHT LOCKING OPTIONS

- Mechanical locks (door sets)
- Electromechanical bi-stable lock
- Authorised night entry

### EMERGENCY EGRESS

Building standards introduced in 2013 decree that in order for a door to be suitable as an emergency escape route, it must offer the possibility to be opened to create a barrier-free exit at all times. As the shape and the rotating motion of the Duotour prevent this from being possible, it is not suitable as an official emergency escape route. Because of the sliding or swinging doors in the centre of the door set, it is however very suitable as a supporting emergency egress option. (Escape route requirements are subject to local regulations).

# OUR REACH IS GLOBAL.

---

We have been in business for 150 years, manufacturing premium aesthetic and security entrance solutions in The Netherlands, the United States of America and China. We can confidently say that we cover every corner of the globe with subsidiary companies in major cities across the globe. Furthermore our global export division not only partner with our distributors, but also offer direct sales and service to every territory. This wide net allows us to have a strong global footprint and a personal grasp of local markets and their unique entry requirements.

To find your closest Boon Edam expert, please go to:  
[www.boonedam.co.uk/contact](http://www.boonedam.co.uk/contact)



**Boon Edam Limited**  
T +44 (0) 1233 505 900  
E [uk.contact@boonedam.com](mailto:uk.contact@boonedam.com)  
I [www.boonedam.co.uk](http://www.boonedam.co.uk)

V2-1224

  
**BOON EDAM**  
YOUR **ENTRY** EXPERTS.