



DATA SHEET

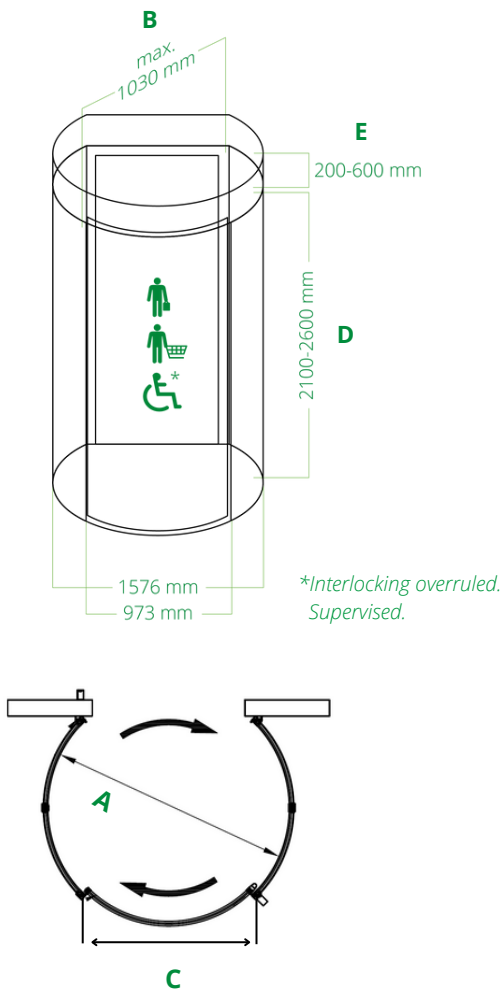
CIRCLELOCK COMBI.

THE HIGH SECURITY **CONNECTION PORTAL**

DIMENSIONS AND SPECIFICATIONS

A						B	C	D	E
Diameter (mm)	Capacity / Minute	# of Door Wings	Disabled Access	Type of Traffic	Emergency Exit	Installation Width (mm)	Throat Opening (mm)	Height Under Canopy (mm)	Canopy Height (mm)
1500	1 x 5	1			✓	1030	937	2100-2600	200-600

For more information, please consult your Boon Edam representative for more information.



EMERGENCY EGRESS

The Circlelock Combi is equipped with an emergency button mounted inside the door. The emergency button is indicated with a red LED light and, when pushed, will open the door. In addition, the Circlelock Combi is equipped with a backup battery enabling the door to carry out one last action in the event of a power failure, either opening or locking the doors. As standard, the Circlelock Combi is also supplied with a fail-safe operation. During an emergency, the lock on the sliding doors will disengage, allowing for manual opening. Alternatively, one of the door sets can be programmed fail-secure to lock in the event of a power failure, allowing anyone inside the Circlelock Combi to escape without compromising security. Escape route requirements are subject to local regulations.

TECHNICAL SPECIFICATIONS

Power Supply: 110 - 240V, 50/60Hz

Operating Power: 65W

Operating Temperature: -20°C to +50°C

Weight: 680kg

LEVEL UP ON SECURITY

The Circlelock Combi comes with an array of possible security packages ranging from tailgating detection to piggybacking detection. For those looking for the ultimate fortress, the most sophisticated available option is an overhead sensor system – called StereoVision that accurately detects and prevents piggybacking, or two users attempting to enter the portal on one authorised credential. Organisations

- Biometrics; determine the identity of the user in the door
- StereoVision; advanced time of flight technology that accurately detects both tailgating and piggybacking
- Weight System; detects tailgating and piggybacking
- Contact Mats; detects piggybacking
- Sensor System; basic piggybacking detection
- Connection to an external fire alarm system
- Alternative junctions to the facade or wall
- Vandalism, burglary-resistant (RC3) or bullet-resistant (BR2NS / BR4NS) glass or solid panels in the door set and/or curved walls

LEVEL UP OPTIONS

- Card reader mounting options
- External control panel for integration with the reception desk
- Push-button free out
- Cleaning mode function is operated with a key switch panel on the secured side of the door
- Feedback signals to the authorisation system
- A steel floor construction allows the Circlelock Combi to be mounted on a computer floor

Boon Edam secured entry solutions can easily be integrated with virtually any third-party access control system.

OUR REACH IS GLOBAL.

We have been in business for 150 years, manufacturing premium aesthetic and security entrance solutions in The Netherlands, the United States of America and China. We can confidently say that we cover every corner of the globe with subsidiary companies in major cities across the globe. Furthermore our global export division not only partner with our distributors, but also offer direct sales and service to every territory. This wide net allows us to have a strong global footprint and a personal grasp of local markets and their unique entry requirements.

To find your closest Boon Edam expert, please go to:
www.boonedam.co.uk/contact



Boon Edam Limited
T +44 (0) 1233 505 900
E uk.contact@boonedam.com
I www.boonedam.co.uk

V2-1224


BOON EDAM
YOUR **ENTRY** EXPERTS.