

BOON EDAM
YOUR **ENTRY** EXPERTS.



HIGH LEVEL SECURITY

CIRCLELOCK COMBI.

THE HIGH SECURITY **CONNECTION PORTAL**



**CLICKABLE.**

Make the most of your experience within this brochure, and hover your mouse over words and pictures to get deeper insights and inspiration. (pdf version only)

OVERVIEW

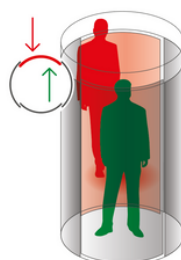
The Circlelock Combi is a half portal that can be attached to a swinging door, either on the secure or non-secure side of the sensitive area. On authorisation, the first door opens allowing a user to enter the portal. An integrated security system confirms the user is alone and the second door opens, completing the passage into the secure area. A secondary biometric system such as facial recognition (by others) can be used to confirm identity inside the portal.

'LEVEL UP' ON SECURITY FEATURES

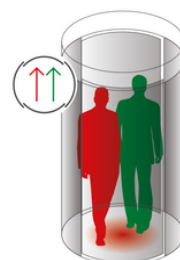
The Circlelock Combi comes with an array of possible security packages ranging from tailgating detection up to piggybacking detection. For those looking for the ultimate fortress, the most sophisticated available option is an overhead sensor system – called StereoVision that accurately detects and prevents piggybacking, or two users attempting to enter the portal on one authorised credential. Organisations

looking to increase the security level of the Combi can also consider the following features:

- **Contact mats:** the Circlelock Combi comes standard with a full zone contact mat which prevent tailgating in the same direction as well as in the opposite direction.
- **Weight system:** extra prevention against basic piggybacking can be provided by means of an accurate weight system which is embedded into the floor of the security portal.
- **One-way StereoVision:** optional one-way StereoVision is available as a 'Level Up' to provide additional advanced piggybacking prevention when users enter the secure area.
- **Internal biometric post:** allows for mounting of an internal biometric device (by others) for two- or multi-factor authentication capabilities. This ensures that the person who presents credentials outside the portal is the same person who is inside.



TAILGATING:
IN OPPOSITE DIRECTION
DETECTION VIA CONTACT MAT



PIGGYBACKING:
DETECTION VIA WEIGHT SYSTEM
AND STEREOVISION

HEIGHTENING SECURITY WITH THE ULTIMATE INTERLOCKING SECURE PASSAGE

Due to their focused working principle, security portals offer the highest level of security and are intended for unmanned areas. The Circlelock Combi is cleverly designed to fit over an existing swinging door, creating a solution is both practical and cost effective to install for the long term. Using the most innovative and up-to-date security technologies, you can rest assured knowing your valuables are safe and sound.

KEY FEATURES

- Space efficient cylinder compartment with interlocking door system for accurate tailgating detection
- Anti-piggybacking system (StereoVision – one way)



- Working principle supports bi-directional traffic, multi-factor authentication
- Steel floor construction facilitating mounting on a computer floor
- Surface mount supporting quick installation
- Attaches to existing swinging door (standard or fire/smoke/airtight-rated)
- On-board user communication system (integrated visual and audio feedback signalling)
- Seamless integration and feedback with access control systems, biometric devices and building management systems
- Supervised disabled entry is possible


KEY BENEFITS

- Highest security protection
- Reduced / eliminated guard salary = quick ROI
- Maintain fire / smoke / airtight-rated protection of an existing swing door and partition walls
- Lower renovation costs due to floor and wall mounting construction
- Long life, easy to maintain and troubleshoot

SUGGESTED SEGMENTS

- Data centres
- Medical / pharmaceutical
- Government / military
- Airports
- Prisons
- Museums / Archives
- Casinos

You can level up in any of these categories:



LEVEL UP

If our standard specifications do not quite suit your needs, we open up opportunities for you to 'Level Up' where it counts most. You can also do this according to your most motivating value driver:

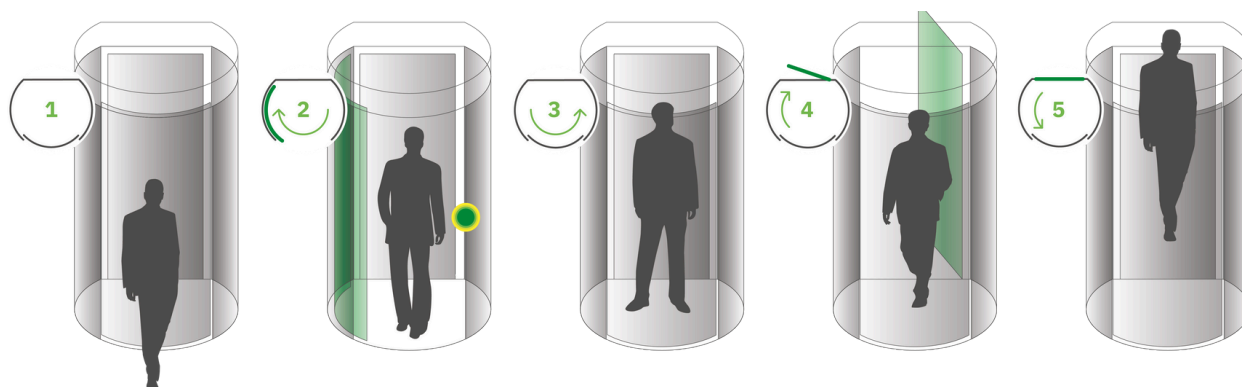
The specification table shows you our standard product options, and to the right of these, you can easily see, and consider, any compatible 'Level Up' options for fine-tuning the Circlelock Combi.



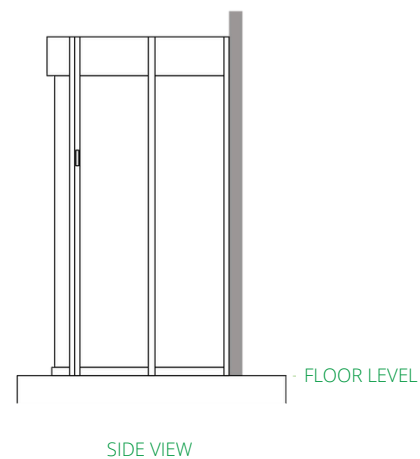
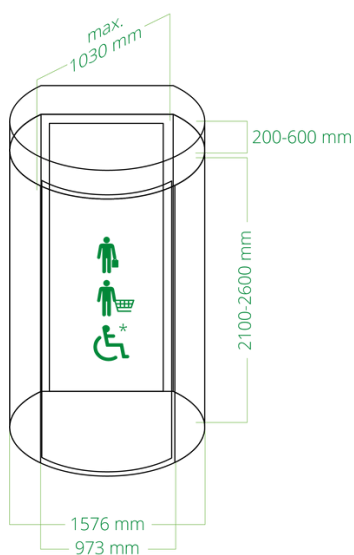
TECHNICAL SPECIFICATIONS

 THROUGHPUT	STANDARD	LEVEL UP OPTIONS
Throughput	5 people per minute	
Diameter	1500 mm	
Height	2200 mm	Available between 2100 - 2600 mm in increments of 100 mm
Canopy Height	200 mm	Available between 200 - 600 mm in increments of 100 mm
Throat Opening	937 mm	
Number of Doors / Wings	1	
Flow	Bi-directional, one direction at a time	
 SECURITY	STANDARD	LEVEL UP OPTIONS
Tailgating detection	Contact Mats / Weight System	Overhead StereoVision sensor system
Piggybacking detection	Weight System	StereoVision, one-direction
Security direction (StereoVision)	-	One-way detection
Biometric Authentication	-	Two-factor or multi-factor authentication possible
 SAFETY	STANDARD	LEVEL UP OPTIONS
Escape route	No	No
Operation in case of power failure	Fail safe	Fail secure - pull release opens fail secure door from secure side
Operation in case of Fire Alarm	Option to configure to open or close on fire alarm	Fail secure - pull release opens fail secure door from secure side
Protection Packages (glass)	Vandal resistant	Burglar-resistant RC3 package Bullet-resistant package BR4NS
 AESTHETICS	STANDARD	LEVEL UP OPTIONS
Material	Power Coated Aluminium	Anodic coating, anodizing Stainless steel, brass
Glass Panels	Laminated safety glass (P2A) Vandal resistant	Burglar-resistant glass P5A / P6B Bullet-resistant glass BR4NS
Wrapping / Branding	Not as standard	Glass decals with logo
 TECHNOLOGY	STANDARD	LEVEL UP OPTIONS
Power Supply	230V, 50 Hz	TOUCHLESS INTEGRATIONS: <ul style="list-style-type: none"> • BoonTouch External Control Panel • Card and tag readers • Mobile / bluetooth readers • Facial and iris recognition • Touchless fingerprint and vein readers
Operating Power	65W	
Operating Temperature	-20°C to +50°C	
Weight	680 kg	
Access Control	Dry contacts for virtually any access control	
 COMFORT	STANDARD	LEVEL UP OPTIONS
Disabled Access	Not as standard (Passage width of 900+ mm)	Supervised entry possible, Interlocking overruled
Lighting and Sound	Standard overhead LED ceiling lights	Voice module Customised lighting possible

6 WORKING PRINCIPLE



TECHNICAL DIMENSIONS



*Interlocking overruled.
Supervised.



SERVICE AND MAINTENANCE

With hundreds or thousands of visitors passing through an entry every day, continued and reliable operation is vital. Regular service and maintenance can prevent unexpected hardware breakdowns. Boon Edam's service and maintenance teams across the world are experienced in the effects the local conditions have on the wear and tear of your entry solutions and can offer specialised service and maintenance contracts that correspond to those conditions perfectly.

COMPLIANCE

Boon Edam security entrances are trusted solutions that allow organisations to meet compliance regulations related to restricting access to areas within a building. We take compliance and safety very seriously and ensure that our products are manufactured, installed and maintained to keep up the strict criteria required in all our countries. We are always improving and committed to making sure our products are compliant and certified. More information can be found on our website under 'About Us'.

The Circlelock Combi complies with the following European standards:

- Machine Directive 2006/42/EC
- EMC Directive 2014/30/EC
- EN1627 – Burglar resistant package
- EN1063 / EN1522 – Bullet resistant package
- EN356 – Glass specification



OUR REACH IS GLOBAL.

We have been in business for 150 years, manufacturing premium aesthetic and security entrance solutions in The Netherlands, the United States of America and China. We can confidently say that we cover every corner of the globe with subsidiary companies in major cities across the globe. Furthermore our global export division not only partner with our distributors, but also offer direct sales and service to every territory. This wide net allows us to have a strong global footprint and a personal grasp of local markets and their unique entry requirements.

To find your closest Boon Edam expert, please go to:
www.boonedam.co.uk/contact



Boon Edam Limited
T +44 (0) 1233 505 900
E uk.contact@boonedam.com
I www.boonedam.co.uk

V2-1224


BOON EDAM
YOUR **ENTRY** EXPERTS.