



**BOON EDAM**  
YOUR **ENTRY** EXPERTS.



MEDIUM LEVEL SECURITY

## SPEEDLANE COMPACT.

THE **SHORTEST** 'NO-NONSENSE' SECURITY SPEED GATE



## OVERVIEW

The Speedlane Compact is a trendy and functional addition to increasing security levels in your valuable area. Ease of efficiency in moving people safely onto the next point of their journey is in no way compromised by this speed gate's small footprint. Advanced algorithms and technology ensure smooth and accurate passage.

Speed gates are gaining in popularity as busy work and public spaces have to remain safe and secure. The Speedlane Compact offers excellent support to guards and staff responsible for authorised entrances to secured areas.

## PREMIUM MINIMALISM AND STYLISH SOPHISTICATION

The Speedlane Compact has been designed with simplicity and sophistication in mind. The minimalist lines of the cabinets fit into almost any area without drawing unnecessary attention to themselves.

Contoured cabinets, position and operation of directional LED lights guide even an untrained user through the passage with pleasant ease. However, as simple as the product is to use, the premium integrated technology still offers excellent tailgating detection and safety sensors as standard features.

## UNCOMPLICATED EASY AND EFFECTIVE

The Speedlane Compact has one word which resonates so perfectly with it - ease. Ease of integration with many access control systems and technology provides a lot of flexibility when considering adding it to your total security solution.

The speed gate is easy to install, to maintain, and the short delivery turnaround times are very attractive.

This medium security solution does what it needs to do with quiet confidence. There is no need for excess here. This is basic, done well.

## KEY FEATURES

- Intuitive user guidance
- Tailgating, safety and object detection sensor sets, as standard
- Easy installation
- Generous interior space cabinet for flexible ACS integration
- Premium quality materials
- Smooth, swing motion glass barriers
- Short V-shaped cabinet with ergonomic design and small footprint
- Flexible lane configurations (including a wide lane for disabled and large object access)
- Universally understood and proven display symbols
- Additional flexible options available to fine-tune or 'Level Up'

## KEY BENEFITS

- Relieves pressure from security or reception staff
- Coordinates beautifully with existing building décor and design
- Short cabinet length optimises the use of valuable floor space
- Built to last

## SUGGESTED SEGMENTS

- Corporate offices
- Universities and education facilities
- Gyms and sports centres
- Casinos
- Retail (Stop 'n Shop)

## SCALABLE FLEXIBILITY IS THE FUTURE

The ability to integrate a large variety of secondary security technology into our speed gates is the ideal way in which to fine-tune by 'Leveling Up' their entrance security when increased protection is required.

Meeting your security goal easily and within your budget is the reason why we work together with you to ensure that by using these options, you end up with a product that outperforms the others safely, beautifully and profitably.

**You can level up in any of these categories:**



## PART OF THE BIGGER PICTURE

Boon Edam products form part of the overall security of a facility, especially when we are talking about the introduction of medium-level security in the form of speed gates. The Speedlane Compact provides the vehicle to integrate a huge array of modern and technologically advanced devices to mitigate risk. We work closely with suppliers of devices such as card readers, barcode scanners, keypads, video surveillance, etc., and have spent years building good relationships to help our customers get even more out of their Boon Edam entrance solutions.



THROUGHPUT



SECURITY



SAFETY



AESTHETICS



TECHNOLOGY



COMFORT



SERVICE

# LEVEL UP

If our standard specifications do not quite suit your needs, we open up opportunities for you to 'Level Up' where it counts most. You can also do this according to your most motivating value driver.

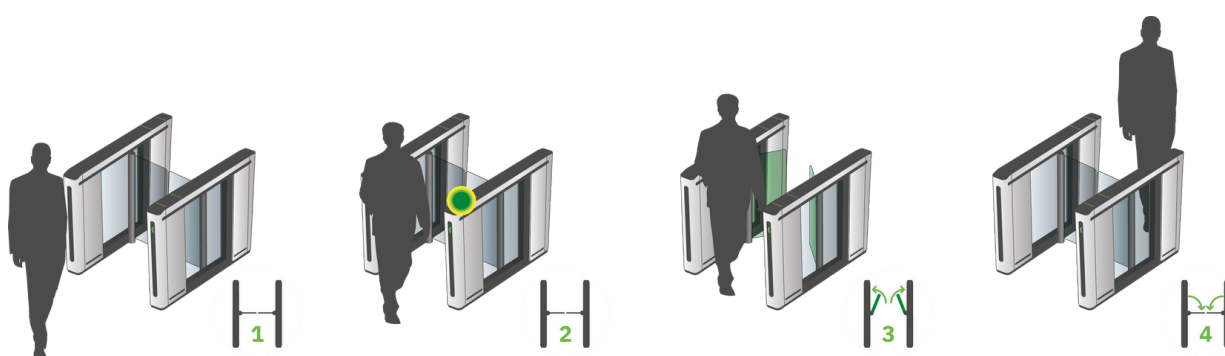
The specification table shows you our standard product options, and to the right of these, you can easily see, and consider, any compatible 'Level Up' options for fine-tuning the Speedlane Compact.



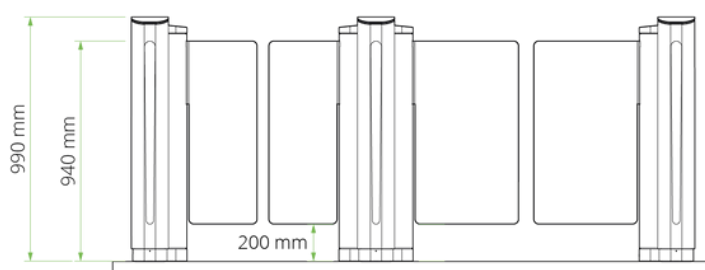
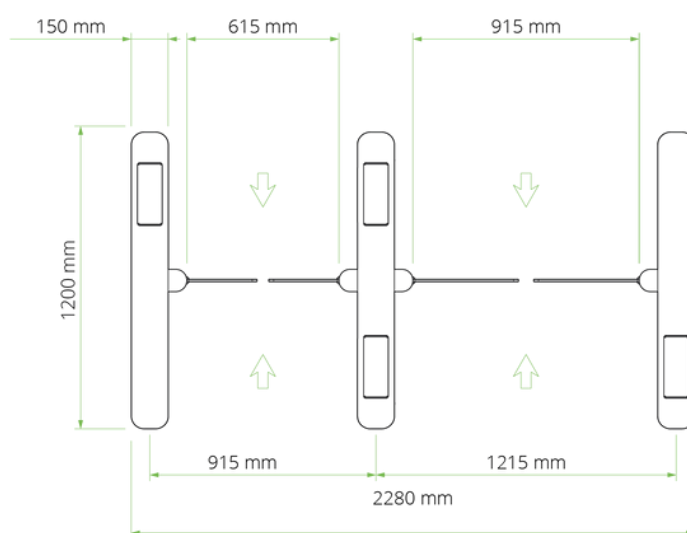
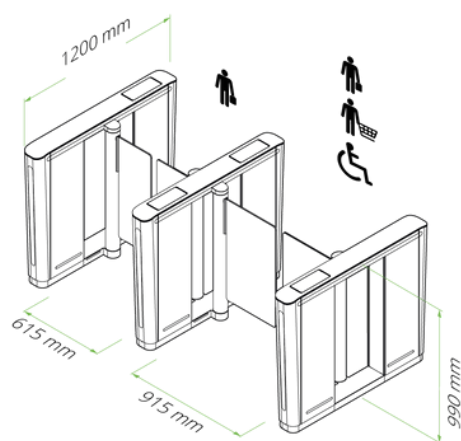
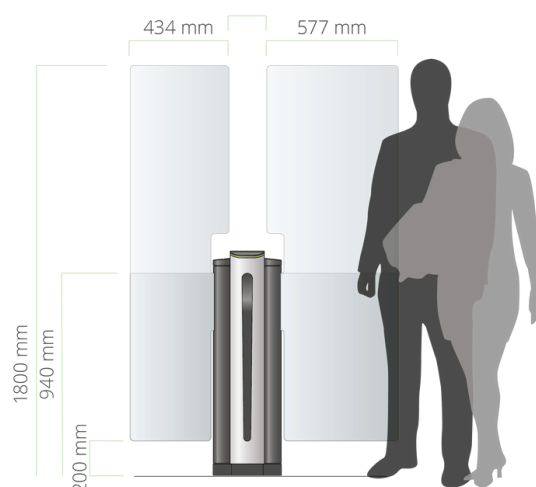
## TECHNICAL SPECIFICATIONS

|  <b>THROUGHPUT</b>   | STANDARD   | LEVEL UP OPTIONS                                   |
|--|--|--|
| Throughput   | 20 - 30 People per minute  |  |
| Cabinet Width  | 150 mm   |  |
| Cabinet Height   | 990 mm   |  |
| Cabinet Length   | 1200 mm  |  |
| Passage Width  | 615 mm   | Wide: 915 mm                                       |
| Overall Lane Width   | 1065 mm (for a single lane)  | Wide: 1365 mm                                      |
| Wing / Barrier Height  | 940 mm   | High: 1200 - 1800 mm                               |
|  <b>SECURITY</b>     | STANDARD   | LEVEL UP OPTIONS                                   |
| Unauthorised User Detection  | Complete sensor set  | Extra Jump-over detection                          |
| Booking Signal   | Adjustable booking signal  |  |
| Sound Alarm  | Sound module   |  |
| Tailgating Detection   | Standard Range   |  |
|  <b>SAFETY</b>     | STANDARD   | LEVEL UP OPTIONS                                   |
| Fail Safe Operation  | In case of power outage  |  |
| Fire Alarm Connection  | Emergency egress settings depending on local regulations and or customer request |  |
| Safety Sensors   | Complete sensor set  |  |
|  <b>AESTHETICS</b> | STANDARD   | LEVEL UP OPTIONS                                   |
| Cabinet Material   | Stainless steel  |  |
| Cabinet Colour   | Standard stainless steel   | Other Colours: On special request                  |
|  |  | Branding: On special request                       |
|  <b>TECHNOLOGY</b> | STANDARD   | LEVEL UP OPTIONS                                   |
| Power Supply   | 110-240 VAC, 50 / 60 Hz  |  |
| Operating Power  | 60W  |  |
| Operating Temperature  | -15°C to +50°C   |  |
| Weight   | 100 kg   |  |
| Access Control Systems   | Dry contacts for virtually any access control device                             | Top Mount - Universal Access Control Stand         |
| Card Reader Mount  | Under the top of the cabinet. Max. dimensions: 90 x 200 x 70 mm (W x L x H)      |  |
|  <b>COMFORT</b>    | STANDARD   | LEVEL UP OPTIONS                                   |
| Disabled Access  | Wide passage width option suitable for disabled access                           | Winglock Swing access gate<br>Passage width 915 mm |
| Intuition  | Feedback signals / Intuitive symbol design                                       |  |
| Stand-by Power Consumption   | Stationary 50W   |  |

## 6 WORKING PRINCIPLE



## TECHNICAL DIMENSIONS





“With this new product, we have a solution that fits in everywhere - both in dimensions and design.”

**MARK DE JONG.**  
PRODUCT MANAGER

## SERVICE AND MAINTENANCE

With hundreds or thousands of visitors passing through an entry every day, continued and reliable operation is vital. Regular service and maintenance can prevent unexpected hardware breakdowns. Boon Edam's service and maintenance teams across the world are experienced in the effects the local conditions have on the wear and tear of your entry solutions and can offer specialised service and maintenance contracts that correspond to those conditions perfectly.

## COMPLIANCE

The goal of an organisation is to safeguard the valuable assets inside – both people and property. As is often the case, industries must comply with relevant local and global laws, policies and regulations, to achieve the important goal of overall safety and security. Failure to meet the appropriate measures and criteria set out in these regulations could result in catastrophic incidents and substantial fines.

Boon Edam security entrances are trusted solutions that allow organisations to meet compliance regulations related to restricting access to areas within a building. We take compliance and safety very seriously and ensure that our products are manufactured, installed and maintained to keep up the strict criteria required in all our countries. We are always improving and always committed to making sure our products are compliant and certified. More information can be found on our website under 'About Us'.

### **The Speedlane Compact complies with the following European standards:**

- Machine Directive (2006/42/EC)
- EMC Directive (2004/108/EC)
- RoHS Directive (2011/65/EU)



# OUR REACH IS GLOBAL.

---

We have been in business for 150 years manufacturing premium aesthetic and security entrance solutions in the Netherlands, United States of America and China. We can confidently say that we cover every corner of the globe with subsidiary companies in major cities across the globe. Furthermore our global export division not only partner with our distributors, but also offer direct sales and service to every territory. This wide net allows us to have a strong global footprint as well as a personal grasp of local markets and their unique entry requirements.

To find your closest Boon Edam expert, please go to:  
[www.boonedam.com/contact](http://www.boonedam.com/contact)



**Royal Boon Edam International B.V.**  
T +31 (0) 299 38 08 08  
E [info@boonedam.com](mailto:info@boonedam.com)  
I [www.boonedam.com](http://www.boonedam.com)

V3-0424

  
**BOON EDAM**  
YOUR **ENTRY** EXPERTS.