



**BOON EDAM**  
YOUR **ENTRY** EXPERTS.







  
YOUR **ENTRY** EXPERTS.

**Royal Boon Edam International B.V.**

**T** +31 (0) 299 38 08 08

**E** [info@boonedam.com](mailto:info@boonedam.com)

**I** [www.boonedam.com](http://www.boonedam.com)

# BIENVENUE. BIENVENIDO. WELKOM.

---

Welcome to the first moment you enter.  
The first steps.  
Taking you into a new experience.  
A journey which begins with us.  
With us you are in safe hands.  
Inside and out.  
And inside your day starts.  
Your work.  
A protected space.  
Or just a moment with your friends.  
Come in.  
Because doors and avenues will open for you.  
Ours.  
And our security solutions.  
Ensure that what lies on the other side is safe.  
We may be just a small part of a large building.  
But we create a grand first impression.  
Together we welcome you.  
Into the world's most inspirational buildings.  
From the Rijksmuseum in Amsterdam.  
To the Burj Khalifa in Dubai.  
And for the design, we craft a contemporary masterpiece.  
Expertly produced to all that a building deserves.  
Holding service in our hearts.  
And dedication to our people.  
We go beyond what is expected.  
That is our passion.  
For 150 years.  
We have ensured people feel welcome.  
And Secure.  
We are Boon Edam.  
Your entry experts.





# YOUR **ENTRY** EXPERTS.

---







Our goal is  
to craft an entry  
which offers  
peace-of-mind  
in the most  
welcoming  
way.

Royal Boon Edam International is a third generation multinational company Headquartered in Edam in the Netherlands. We are a premium manufacturer of energy efficient revolving doors, technologically advanced high security doors and portals, robust turnstiles, innovative speed gates and wide lane access gates. Our products are proudly showcased in a spectrum of areas ranging from shopping centres, corporate offices, data centres to hospitals and sports arenas – to name but a few. Our goal is to craft an entry which offers peace-of-mind in the most welcoming way.





Committed to  
making you  
feel welcome  
and secure.

We partner with architects, contractors, system integrators, facility managers, security experts and building managers, and over time have grown a loyal network of happy customers who consider us to be their premium choice. This is based on the fact that we consistently and continually offer real added value to the project partners who put their trust in us.

Our customers keep coming back because they recognise that we, and of course our products, are valuable to them. We share our knowledge and findings, invest a lot of time in research and development, and can proudly claim to know the most about our products and how to achieve an optimal user experience – for all. Attention to detail is important, and it is the small touches that matter.







## CONTEMPORARY MASTERS

What began as a small Amsterdam carpentry shop in 1873, has evolved into a modern, innovative company that has never lost the sense of craftsmanship or family spirit. Our first revolving door was produced in that workshop back in 1903. The values and heritage that was at the heart of our brand back then continue to shine through in how we, to this day, work hand in hand with our customers.







# SUSTAINABLE AND CIRCULAR.

---

## REVOLVING DOORS

The always open, always closed principle of a revolving door is simple. Thanks to the revolving door wings, visitors are allowed access while the seal of the building is never broken. As the cold outside air cannot rush in to displace the conditioned inside air, energy can be saved on heating or cooling the new air. This can significantly reduce the carbon footprint of a building.

We have a comprehensive range of architectural doors with configurations and functions to suit your most simple or challenging needs. Our standard products are top class, with options to fine-tune according to your most important value driver for your project.






# IN SAFE HANDS.

## SECURITY ACCESS SOLUTIONS

The entry functions not only as the access and exit point for visitors - but it is also the main hub where different groups of people are managed and separated when needed. People pass through all day long, some requiring access to all areas of the buildings, others to just a limited part. Both the security of the sensitive areas of a building and the personal safety of the people visiting it must be guaranteed.

## PART OF THE BIGGER PICTURE

Understanding the quickly growing need for higher security levels means that we are in an excellent position to partner with you to ensure your risk is minimised as we help you to integrate our security entrance solutions into the bigger picture of your overall building security. Our security access solutions are available as standard products covering high, medium and low levels of security. These products offer you the flexible opportunity to 'Level Up' in areas which are important and relevant to your specific security situation. These include increasing the security, comfort, aesthetics, technology, throughput and more.





# DEDICATED TO THE DECISION MAKING PROCESS.

At Royal Boon Edam, we think about things for the long-term. We know that the entrance and its security is a serious decision and encourage our customers to not be impulsive with it. We believe that deciding to partner with us on your entrance is the first step to making the right choice. Your journey with us starts here, and we call it:

## THE BOON EDAM EXPERIENCE

We have invested hours talking to all our customers, from architects to security managers and construction professionals, and have identified six key commitments, or points of difference, which we believe make us the best choice of partner for you. We believe that the foundation of us being an industry leader is based on the below:



### STRONG CONNECTION

Wherever you are in the world, Boon Edam is close-by.



### PROVEN RELIABILITY

Long standing, loyal clients prove our consistent commitment and reliability.



### CAREFULLY TAILOR-MADE

Standard products can be fine-tuned with you in control.



### ON-TREND CRAFTSMANSHIP

The perfect balance of new technology with care and attention to detail.



### SECURE INVESTMENT

Your ROI is important to us and we help show you how.



### TRUSTED PARTNERSHIPS

We are in it for the long-term with you.

More information can be found at: [www.boonedam.com](http://www.boonedam.com)

## DRAWING ON OUR EXPERIENCE

Royal Boon Edam offers professional support during the design process. We have CAD drawings and specification texts available for all our entry solutions. Moreover, we offer the most up-to-date BIM objects for our entire range.



# OUR RESPONSIBILITY.

To preserve the earth for future generations, we need to reconsider the way we have built our societies. Traditional buildings and building methods have a large carbon footprint and a major impact on the environment. As a family company, we find it important that our children and their children get a chance to continue our work. We are proud to be the global market leader for the most environmentally friendly entry solution available: the revolving door. But this position also gives us the responsibility to take our sustainability efforts further.



## LESS IS MORE

Wherever possible we use recycled or recyclable materials to manufacture our entry solutions. Any waste materials are collected and recycled or disposed of by the most environmentally friendly method available. Among other efforts, we have introduced a new technique for our powder coating facilities using Zirconium. This process provides the same qualitative results with far less impact on the earth. Whereas the waste materials of the traditional powder coating process would have to be disposed of with great care, this new technique allows for the waste to be disposed of directly through the sewer after Ph-testing without any harmful effects on the environment.





## SAFETY AND COMPLIANCE

Building regulations, safety guidelines and accessibility requirements differ in each country. Our local experts are fully up-to-date on the latest changes regarding your local regulations and can provide advice and support when integrating these issues with the design and purpose of an entry.

Our experience with environmentally friendly entry solutions in the building industry also enables us to be a partner for those aiming to improve the sustainability of their buildings. We can provide accurate information on the recyclability of our revolving doors and security access solutions. This information can be used to obtain building certification according to environmental standards such as LEED or BREEAM.

## WORKING IT OUT

Our scientifically developed energy savings calculation software can calculate the environmental advantages of a revolving door compared to traditional sliding and swing doors. Taking the most relevant information on the building and local weather information from reputed weather stations, the programme can make an accurate and detailed calculation for your specific situation. This saving is part of our commitment to you regarding proving that your ROI is tangible.



# BEYOND THE HANDSHAKE.



## SERVICE AND MAINTENANCE

With hundreds or thousands of visitors passing through an entry every day, entrance solutions rely on the continued reliable operation. Regular service and maintenance can prevent unexpected hardware and software breakdowns. Royal Boon Edam's global service network is experienced in the effects the local conditions have on the wear and tear of your entry solutions and can offer specialised service and maintenance contracts that correspond to those conditions perfectly.







We help our customers to find the best entrance solution for safety and energy savings.

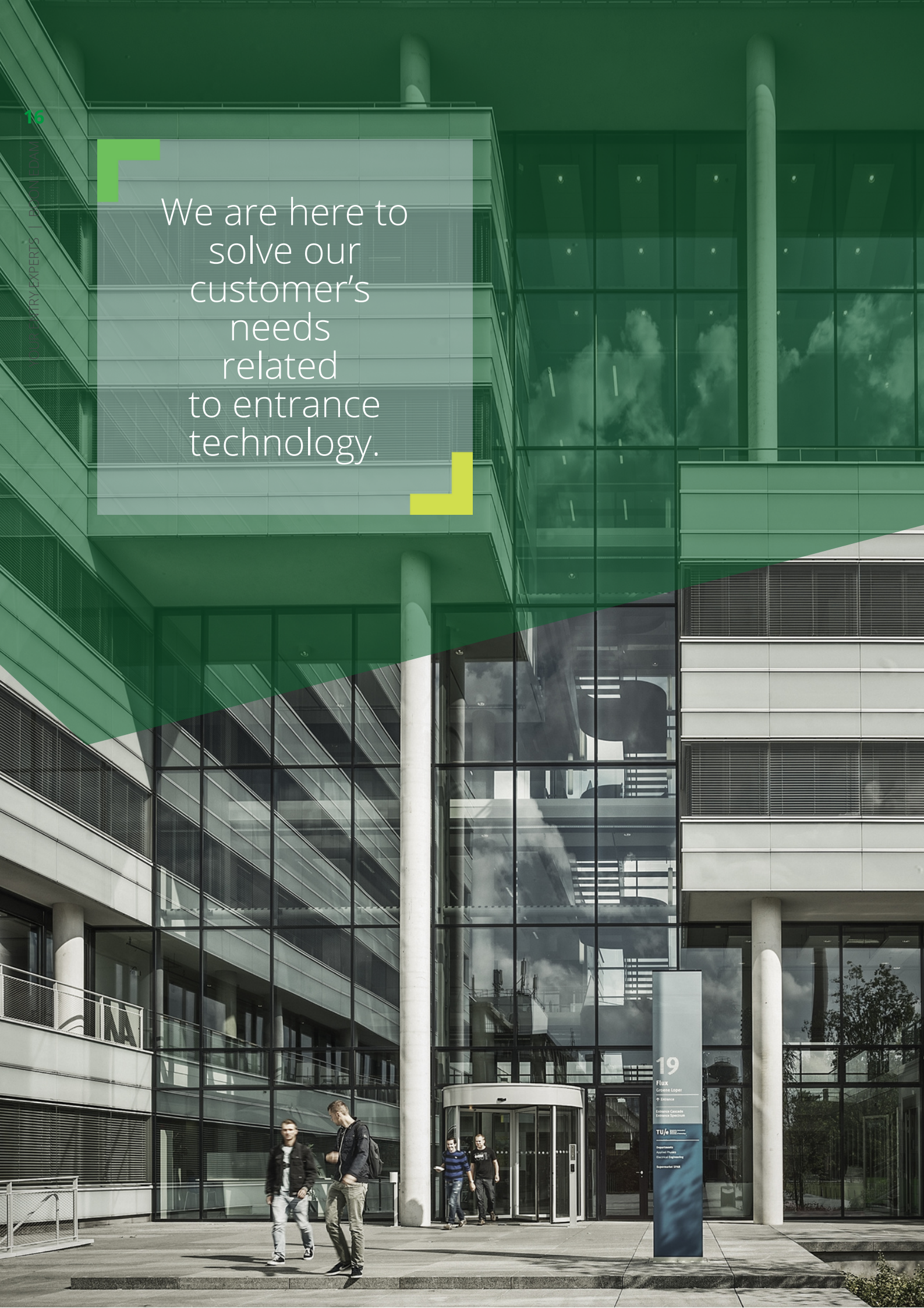
## UPGRADES AND RETROFITS

Entry requirements change as the way we work and live evolves. Rules and regulations are updated, and new technologies appear. Royal Boon Edam offers a range of services that ensure your entry remains up-to-date. Our retrofit packages update the technology of your entry to the latest sustainability standards or safety regulations. These packages consist of a number of technological improvements that can be installed separately or combined to provide customised solutions for every building. We also advise on further extensive and flexible retrofit projects that provide for invasive changes in the way a building is used such as upgrading security or increasing capacity in the entry.





We are here to  
solve our  
customer's  
needs  
related  
to entrance  
technology.



19

Flux

Cristina Lopez

Flux

Cristina Lopez

Cristina Lopez

Cristina Lopez

Cristina Lopez

Cristina Lopez

Cristina Lopez

Cristina Lopez

Cristina Lopez

Cristina Lopez

Cristina Lopez

Cristina Lopez

Cristina Lopez

Cristina Lopez

Cristina Lopez

Cristina Lopez

Cristina Lopez

Cristina Lopez

Cristina Lopez


Cristina Lopez

Cristina Lopez

Cristina Lopez

Cristina Lopez







# OUR GLOBAL PRESENCE.







**1265**

NUMBER OF GLOBAL  
EMPLOYEES

**55+**

GLOBAL  
DISTRIBUTORS

**41**

YEARS  
LONGEST SERVICE

**79/21**

MALE/FEMALE  
RATIO

**34%**

DUTCH  
NATIVE LANGUAGE

**19%**

CHINESE  
NATIVE LANGUAGE

**34%**

ENGLISH  
NATIVE LANGUAGE

**18**

INTERNATIONAL  
SUBSIDIARIES

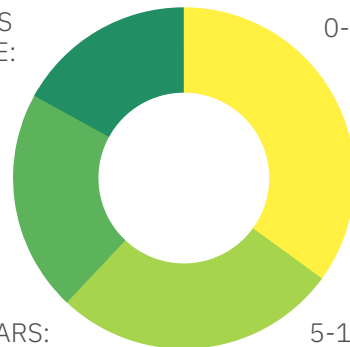
YEARS OF SERVICE

20 YEARS  
OR MORE:  
11%

0-5 YEARS:  
35%

10-20 YEARS:  
26%

5-10 YEARS:  
28%







THE PEOPLE  
BEHIND  
THE PRODUCTS.





'We have a lot of fun while still making a noticeable impact on future-proofing the business.'

Through our internal training programme, the Boon Edam University, we can ensure that all our staff are highly trained. Our installation and maintenance staff are required to follow regular training to remain up-to-date with the latest improvements in technology and entry solutions. They are therefore able to solve most of the unexpected issues immediately - ensuring projects are completed on time, with minimal inconvenience to you and your customers.

Our people are truly part of a family around the world. We value their opinions, listen to their needs and take their observations on-board to build better products and a better future for all. This can be seen in their loyal testimonials. We value not only our clients but are also genuinely interested in our end users. How people experience our products daily is as important as our customer's experience with us.











# WHEREVER YOU ARE THERE WE ARE.

We are a company rooted in rich tradition, but our board is far from old-fashioned. Based on our premium entry products, our entry solutions combine an innovative approach with a proven and reliable engineering quality that the world has come to expect from us. Because we work closely with you during the entire process, each entry solution is uniquely suited to your requirements resulting in significant improvements to the user experience. Below are a few of our segments of expertise:

- Airports and ports
- Banks and insurance
- Corporate HQ
- Data centres
- Education
- Gas, oil and energy plants
- Government
- Gym, sports, pools and wellness facilities

- Healthcare
- High street retail stores and jewellers
- Hotels
- Museums, cinemas, libraries, theatres and casinos
- Petrol stations
- Restaurants
- Shopping malls and supermarkets
- Stadiums
- Train stations and bus terminals
- Warehouses / distribution centres

Over the years we are proud to have aligned our efforts to produce some inspirational installations for global giants such as Philips Electronics, Unilever, TNT, Tele2 and Schiphol Airport. We understand not only that each market segment has its own criteria, but also that design has to meet security and functionality in the most balanced and efficient way.

**WE ARE TRULY COMMITTED TO MAKING YOU FEEL WELCOME AND SECURE.**



# OUR REACH IS GLOBAL.

---

We have been in business for 150 years manufacturing premium aesthetic and security entrance solutions in the Netherlands, United States of America and China. We can confidently say that we cover every corner of the globe with subsidiary companies in major cities across the globe. Furthermore our global export division not only partner with our distributors, but also offer direct sales and service to every territory. This wide net allows us to have a strong global footprint as well as a personal grasp of local markets and their unique entry requirements.

To find your closest Boon Edam expert, please go to:  
[www.boonedam.com/contact](http://www.boonedam.com/contact)



**Royal Boon Edam International B.V.**

**T** +31 (0) 299 38 08 08

**E** [info@boonedam.com](mailto:info@boonedam.com)

**I** [www.boonedam.com](http://www.boonedam.com)

V2-2301

  
**BOON EDAM**  
YOUR **ENTRY** EXPERTS.