



YOUR
ENTRY
EXPERTS.

LOW LEVEL SECURITY



TRILOCK SIDE GATE.

THE **ALL ACCESS** RESILIENT GATE

This durable side gate solution perfectly complements our tripod turnstile series, providing adequate access for deliveries and those with disabled needs. The full-frame design of the gate reinforces its strength and sound operation in any environment. With the ability to integrate with virtually any access control system, this gate allows for ease of access while maintaining security.



OVERVIEW

With almost all buildings in the public and private environment, the entrance has to be accessible to everyone. At the same time, buildings are incorporating barriers into their lobbies and reception areas to help them manage access control to restricted areas. Wide lane solutions, such as access gates are the answer - providing easy disabled access, wheelchair accessibility and allowing large objects such as goods deliveries to pass through an entrance. The Trilock side gate can be used as a stand-alone entrance solution, or in combination with the Trilock tripod turnstile series.

STURDY CONSTRUCTION, HIGH EFFICIENCY

The Trilock side gate wide lane access gate is designed to coordinate with any Boon Edam tripod turnstile. The sturdy footprint provides durable, yet efficient entry for both large crowds and deliveries.

THE POWER OF ACCESS CONTROL

This access gate can easily be added to your configuration and incorporated into our universal control panel – the BoonTouch. This remote control panel can cope with any combination of up to 6 security access solutions and is compatible with most of the solutions in our product range. Its user-friendly interface allows for each solution to be operated separately or all at the same time. Moreover, the BoonTouch will show any alarm situation at the lane directly at the reception or security desk.

KEY FEATURES

- Robust design and construction
- One-way or two-way operation
- Field configurable operation
- Easy, floor-mounted installation
- Compact footprint
- Swinging-motion barrier
- Ergonomic design for customer comfort
- Emergency egress, fail-safe (lock and motor disengage allowing free passage)
- Premium quality materials
- External control panel integration
- Additional flexible options available to fine-tune or 'Level Up'

KEY BENEFITS

- Can be deployed on plinths or within the flooring
- Integrates with access control systems
- Secure and attractive
- Simultaneously welcome and secure
- Low carbon footprint – economical
- Wide passage for disabled access and goods delivery
- Easy to clean and sanitary
- Uncomplicated to operate

SUGGESTED SEGMENTS

- Public buildings
- Commercial buildings
- Corporate offices
- Office buildings
- Education

PUTTING THE POWER BACK IN YOUR HANDS

One size does not fit all, and that is why we at Boon Edam believe in offering modular solutions. This approach allows the security professional to design a tailored entrance solution that balances security and safety with aesthetics.

The result is a unique entrance that fits the needs of each industry, application and individual company. To get started, choose from an array of quality standard options. Then, 'Level Up' where it matters most to your company – whether that be in terms of throughput, security, safety, aesthetics, technology or user comfort – or a combination of each. A modular solution approach truly puts the power back into your hands - the power to create a refined entry with ease.

SCALABLE FLEXIBILITY IS THE FUTURE

The ability to integrate a large variety of secondary security technology into our access gates is the ideal way in which to fine-tune by 'Leveling Up' their entrance security when increased protection is required.

Meeting your security goal easily and within your budget is the reason why we work together with you to ensure that by using these options, you end up with a product that outperforms the others safely, beautifully and profitably.

You can level up in any of these categories:



LEVEL UP

If our standard specifications do not quite suit your needs, we open up opportunities for you to 'Level Up' where it counts most. You can also do this according to your most motivating value driver.

The specification table shows you our standard product options, and to the right of these, you can easily see, and consider, any compatible 'Level Up' options for fine-tuning the Trilock Side Gate.



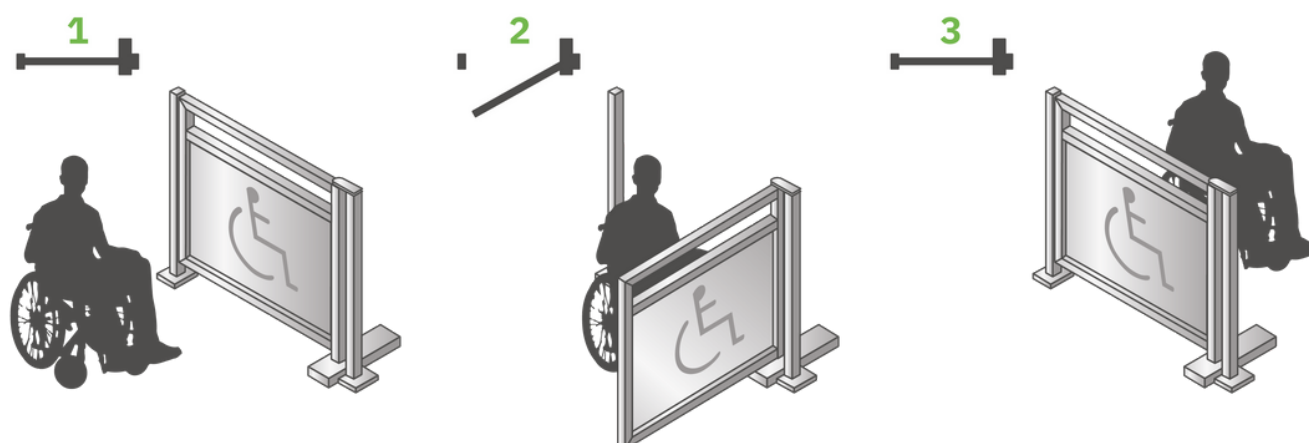
TECHNICAL SPECIFICATIONS

 THROUGHPUT	STANDARD	LEVEL UP OPTIONS
	Throughput	15-20 People per minute
	Barrier Height	964 mm
	Overall Height	984 mm
	Passage Width	922 mm
	Overall Lane Width	1155 mm
	Mounting	Above-floor installation
	Operation	Electric
 SECURITY	STANDARD	LEVEL UP OPTIONS
	Access Control Integration	Dry contacts for virtually any access control device
	Key Switch Panel	Electric key override (entry, exit or both) for remote locking/unlocking of turnstile
 SAFETY	STANDARD	LEVEL UP OPTIONS
	Fail Safe Operation	Lock and motor both disengage in the event of a power failure
	Fire Alarm Connection	Emergency egress settings depending on local regulations and or customer request
	Panic Bar	
 AESTHETICS	STANDARD	LEVEL UP OPTIONS
	Cabinet Material	Stainless steel #4 (satin finish)
	Cabinet Colour	Stainless steel #4 (satin finish)
 TECHNOLOGY	STANDARD	LEVEL UP OPTIONS
	Power Supply	24 VDC (provided by others)
	Operating Power	.75 Amps
	Operating Temperature	-15°C to +50°C
	Weight	57 kg
	Card Reader Mount	On gate column or separate stand
 COMFORT	STANDARD	LEVEL UP OPTIONS
	Disabled Access	
	Wheelchair Logo on Barrier	

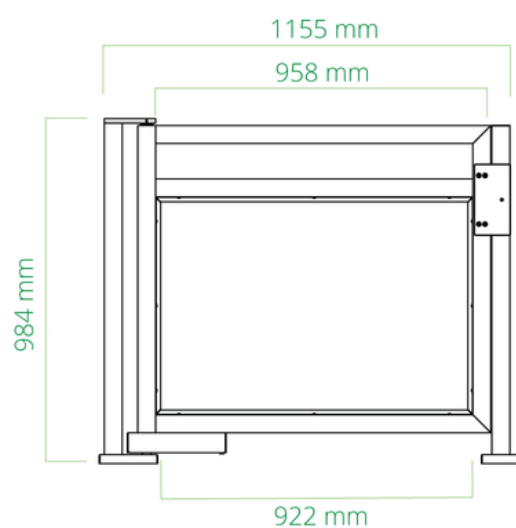
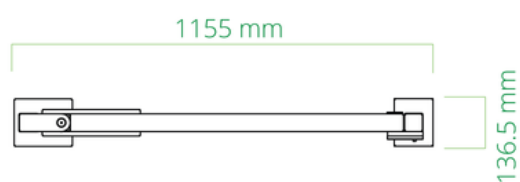
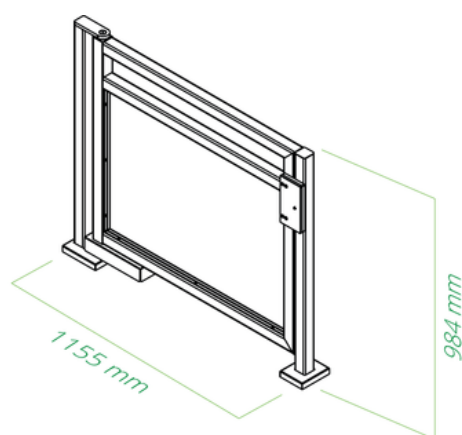
INTEGRATION OPPORTUNITIES:

- BoonTouch external control panel (up to 6 lanes)
- Magnetic lock
- Remote push button

6 WORKING PRINCIPLE



TECHNICAL DIMENSIONS





SERVICE AND MAINTENANCE

With hundreds or thousands of visitors passing through an entry every day, continued and reliable operation is vital. Regular service and maintenance can prevent unexpected hardware breakdowns. Boon Edam's service and maintenance teams across the world are experienced in the effects the local conditions have on the wear and tear of your entry solutions and can offer specialised service and maintenance contracts that correspond to those conditions perfectly.



COMPLIANCE

The goal of an organisation is to safeguard the valuable assets inside – both people and property. As is often the case, industries must comply with relevant local and global laws, policies and regulations, to achieve the important goal of overall safety and security. Failure to meet the appropriate measures and criteria set out in these regulations could result in catastrophic incidents and substantial fines.

Boon Edam security entrances are trusted solutions that allow organisations to meet compliance regulations related to restricting access to areas within a building. We take compliance and safety very seriously and ensure that our products are manufactured, installed and maintained to keep up the strict criteria required in all our countries. We are always improving and always committed to making sure our products are compliant and certified. More information can be found on our website under 'Our Responsibility'.

OUR REACH IS GLOBAL.

We have been in business for more than 140 years manufacturing premium aesthetic and security entrance solutions in the Netherlands, United States of America and China. We can confidently say that we cover every corner of the globe with subsidiary companies in major cities across the globe. Furthermore our global export division not only partner with our distributors, but also offer direct sales and service to every territory. This wide net allows us to have a strong global footprint as well as a personal grasp of local markets and their unique entry requirements.

To find your closest Boon Edam expert, please go to:

www.boonedam.com/contact



Royal Boon Edam International B.V.

T +31 (0) 299 38 08 08

E info@boonedam.com

I www.boonedam.com


BOON EDAM
YOUR **ENTRY** EXPERTS.