



YOUR
ENTRY
EXPERTS.



TOUCHLESS AUTOMATIC SECURITY ENTRANCES.

Touchless security entrances allow organisations to control access while providing employees and guests with a hands-free, germ-free entry experience. With over 10 000 touchless security entrances already in service around the globe, we have the expertise to help you improve your physical security plan. Entrances also integrate with access control systems and biometric devices for a seamless entry process that mitigates unauthorised entry.



WHAT IS A "TOUCHLESS" SECURITY ENTRANCE?

A touchless security entrance operates automatically after receiving input from an access control system. Once a user presents a valid credential or identity, the entrance will automatically open, allowing the user to enter seamlessly.

In some cases, the security entrance requires two-factor authentication to grant access to the building. A touchless entry ensures the person who offered his credential is the same person who has stepped inside the security entrance.

Why is touchless entry important today?

As the world changes, and we begin to live with "social distancing" in mind, organisations are finding ways to make their buildings "touchless." And this shift impacts the entry.

CREATING AND OPERATING CONTACTLESS PATHWAYS

The traditional touchless entry is a swing door with hand-wave sensors for automatic entry. While this method does work to create a touchless environment, it leaves an organisation vulnerable to infiltration due to unauthorised entry (tailgating or piggybacking).

How so?

Automatic doors typically close after a preset time delay to avoid the door closing early on a user. Additional safety sensors ensure that the door stops and reopens in the case of a lingering person in the passageway. These safety measures allow authorised users to enter conveniently, but several unauthorised ones may as well - either innocently or with bad intentions.

FRICTIONLESS JOURNEYS WITH SOCIAL DISTANCING IN MIND

Touchless security entrances work to simultaneously mitigate unauthorised entry while supporting "social distancing" and putting an organisation in a defensible position. After all, the negative consequences of unauthorised entry can be devastating to a company - everything from legal fines and theft to loss of life.



ACCESS CONTROL & **BIOMETRIC INTEGRATION.**

We consider the access control and biometric devices the "heart" of the security entrance. When it comes to providing touchless entry, security entrances integrated with access control equipment effectively control entry to facilities.

Security entrances can be used in conjunction with virtually any access control or biometric system:

- Access card and tag readers
- Mobile / Bluetooth readers
- Facial or iris recognition
- Hand-wave technology
- 3D, touchless fingerprint access
- And more...

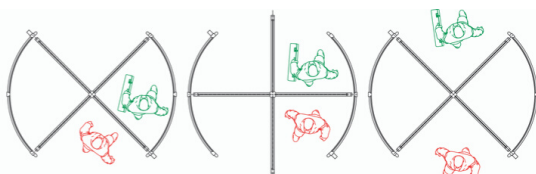
SECURITY REVOLVING DOORS AND PORTALS.

SECURITY REVOLVING DOORS

Automatic security revolving doors, by design, are an excellent high security solution. The door's full height compartments are used to prevent tailgating and piggybacking while offering a high level of throughput. Sophisticated overhead sensor systems ensure a single person entry per authorisation, eliminating the need for manned security and making them an attractive investment for many applications.

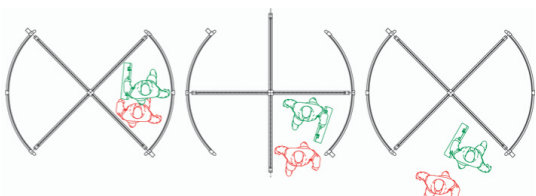
TAILGATING

Tailgating occurs when unauthorised users attempt to gain access to a secured area by entering a security revolving door in the compartment directly after an authorised user. The Tourlock high security revolving door detects and prevents tailgating regardless of the access control system.



PIGGYBACKING

Piggybacking is the attempt to gain access to a secured area by entering at the same time as an authorised user. To accurately detect piggybacking more advanced sensor systems that can accurately interpret shapes such as StereoVision time-of-flight technology are necessary.



HIGH SECURITY PORTALS

Security portals are turnkey solutions that allow the entry of only one user at a time through the use of two interlocking, automatic sliding doors. Upon authorisation, the first door opens, allowing a user to enter the portal. Integrated sensors confirm the user is alone and if so, the second sliding door opens, completing the passage into the secure area.

A secondary biometric system can be used to confirm identity inside the portal. While their capacity is relatively low, security portals offer the highest level of security and are intended for unmanned areas.

KEY TOUCHLESS TECHNOLOGIES:

- Access card and tag readers
- Mobile / Bluetooth readers
- Facial and iris recognition
- Touchless fingerprint and vein readers
- Free-out sensor activation




TOURLOCK 180.

The Tourlock 180 is a four-wing, fully automatic security revolving door offering the dual advantage of tailgating and piggybacking prevention along with simultaneous, bi-directional traffic. During its 180° rotation, an overhead security system will check for tailgating and optionally, piggybacking. This automatic door is available in different diameters ranging from 1600 up to 2200 mm.

The Tourlock 180 supports social distancing as people can enter only one segment at a time. In conjunction with the access control system, the number of people inside a building or area can be counted and managed accurately.

KEY TOUCHLESS TECHNOLOGIES:

- Card and tag readers
- Mobile / Bluetooth readers
- Facial and iris recognition
- Touchless fingerprint and vein readers
- Free-out sensor activation

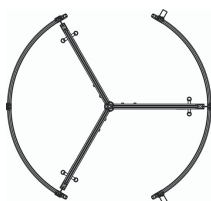


TOURLOCK 120.

The Tourlock 120 is a three-wing, automatic security revolving door that offers successive, bi-directional traffic and tailgating prevention. It is well-suited for applications where traffic flows are heavy in one particular direction during certain times of the day. The Tourlock 120 is available in 1600 mm up to 2200 mm diameter.

KEY TOUCHLESS TECHNOLOGIES:

- Card and tag readers
- Mobile / Bluetooth readers
- Facial and iris recognition
- Touchless fingerprint and vein readers
- Free-out sensor activation






CIRCLELOCK SOLO.

The Circlelock Solo security portal uses StereoVision time-of-flight technology to prevent piggybacking into sensitive areas. You can also choose vandal or bullet-resistant glass. High security portals are a superb upgrade solution to a manual swing door - creating the ultimate touchless and secure entrance.



CIRCLELOCK COMBI.

This unique half-portal solution attaches to an existing standard or fire-rated swing doors. Using the same StereoVision technology as the Circlelock Solo, the Combi is a retrofit option that saves on both cost and space.

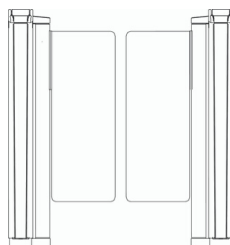


KEY TOUCHLESS TECHNOLOGIES:

- Card and tag readers
- Mobile / Bluetooth readers
- Facial and iris recognition
- Touchless fingerprint and vein readers
- Free-out sensor activation

SPEED GATES.

Boon Edam speed gates combine tailgating detection with rapid throughput. With infrared, anti-tailgating sensor technology built into the cabinets, they provide discreet control of the flow of people into secure areas. The automatic operation of the barriers allows for a smooth, touchless entry.




LIFELINE SPEEDLANE SWING.

The Lifeline Speedlane Swing is our narrowest automatic speed gate. It is customisable with high aesthetic design and security for accurate tailgating and piggybacking protection.

The Lifeline Speedlane Swing is available with two swinging glass panels in a variety of widths and heights. Passage widths for the speed gate include 500 mm, 615 mm and 915 mm.

KEY TOUCHLESS TECHNOLOGIES:

- Access card and tag readers
- Mobile / Bluetooth readers
- Integrated facial and
- Iris recognition
- Touchless fingerprint and vein readers
- Free-out sensor activation


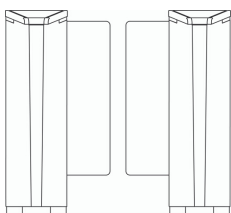


LIFELINE SPEEDLANE SLIDE.

The Lifeline Speedlane Slide features sliding glass panels which are available in a variety of widths and heights, as well as a unique angel-wing design. This solid speed gate is available in 510 mm and 910 mm passage widths.

KEY TOUCHLESS TECHNOLOGIES:

- Access card and tag readers
- Mobile / Bluetooth readers
- Touchless fingerprint and vein readers
- Free-out sensor activation



LIFELINE SPEEDLANE OPEN.

The Lifeline Speedlane Open is a barrier-free speed gate and offers the most unobtrusive passage in the series. In the event of a tailgating incident, the unit will alarm, alerting security guards that there has been a breach of access protection. Passage widths include any size between 535 mm and 915 mm.

KEY TOUCHLESS TECHNOLOGIES:

- Access card and tag readers
- Mobile / Bluetooth readers
- Touchless fingerprint and vein readers
- Free-out sensor activation

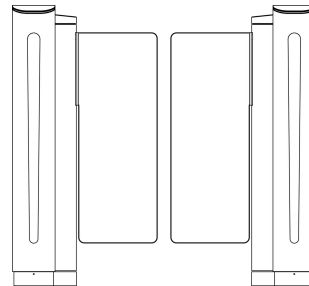


SPEEDLANE COMPACT.

The Speedlane Compact offers our shortest, 'no-nonsense' cabinet design, ideal for lobby security in high-rise buildings where space is at a premium. The Speedlane Compact has swinging panels of waist-high glass and is available in two lane widths, 615 mm and 915 mm.

KEY TOUCHLESS TECHNOLOGIES:

- Access card and tag readers
- Mobile / Bluetooth readers
- Facial and iris recognition
- Touchless fingerprint and vein readers
- Free-out sensor activation



ACCESS GATES.


Usually used in conjunction with speed gates, automatic access gates are designed to provide authorised access to the disabled or delivery carts and trollies.

Boon Edam's access gates are designed to complement our speed gate ranges perfectly.

WINGLOCK SWING.

Designed to complement our range of Lifeline Speedlane speed gates, this automatic, single-wing access gate combines elegant aesthetics with easy installation and operation.

The Winglock Swing features a reduced footprint for effective optimisation of available floor space. Passage width is 915 mm for a single gate.



OUR REACH IS GLOBAL.

We have been in business for more than 140 years manufacturing premium aesthetic and security entrance solutions in the Netherlands, United States of America and China. We can confidently say that we cover every corner of the globe with subsidiary companies in major cities across the globe. Furthermore our global export division not only partner with our distributors, but also offer direct sales and service to every territory. This wide net allows us to have a strong global footprint as well as a personal grasp of local markets and their unique entry requirements.

To find your closest Boon Edam expert, please go to:
www.boonedam.com/contact



Royal Boon Edam International B.V.

T +31 (0) 299 38 08 08

E info@boonedam.com

I www.boonedam.com


BOON EDAM
YOUR **ENTRY** EXPERTS.