



YOUR  
**ENTRY**  
EXPERTS.

HIGH LEVEL SECURITY



## CIRCLELOCK COMBI.



### THE HIGH SECURITY **CONNECTION PORTAL**

With all of the security features of a high security portal, the Circlelock Combi is a retrofit option for companies looking to upgrade their security level, while saving on both space and renovation costs and having the additional protection of a fire / smoke / airtight-rated door. The interlocking half portal attaches to an existing swing door, transforming an ordinary door into a high security entrance, capable of protecting the most sensitive areas from unauthorised entry and piggybacking.

**CLICKABLE.**

Make the most of your experience within this brochure, and hover your mouse over words and pictures to get deeper insights and inspiration. (pdf version only)

## OVERVIEW

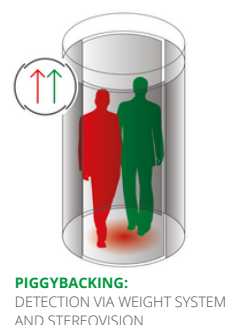
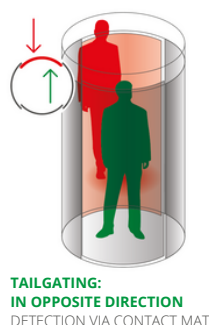
The Circlelock Combi is a half portal that can be attached to a swinging door, either on the secure or non-secure side of the sensitive area. On authorisation, the first door opens allowing a user to enter the portal. An integrated security system confirms the user is alone and the second door opens, completing the passage into the secure area. A secondary biometric system such as facial recognition (by others) can be used to confirm identity inside the portal.

## 'LEVEL UP' ON SECURITY FEATURES

The Circlelock Combi comes with an array of possible security packages ranging from tailgating detection up to piggybacking detection. For those looking for the ultimate fortress, the most sophisticated available option is an overhead sensor system – called StereoVision that accurately detects and prevents piggybacking, or two users attempting to enter the portal on one authorised credential. Organisations

looking to increase the security level of the Combi can also consider the following features:

- **Contact mats:** the Circlelock Combi comes standard with a full zone contact mat which prevent tailgating in the same direction as well as in the opposite direction.
- **Weight system:** extra prevention against basic piggybacking can be provided by means of an accurate weight system which is embedded into the floor of the security portal.
- **One-way StereoVision:** optional one-way StereoVision is available as a 'Level Up' to provide additional advanced piggybacking prevention when users enter the secure area.
- **Internal biometric post:** allows for mounting of an internal biometric device (by others) for two- or multi-factor authentication capabilities. This ensures that the person who presents credentials outside the portal is the same person who is inside.



## HEIGHTENING SECURITY WITH THE ULTIMATE INTERLOCKING SECURE PASSAGE

Due to their focused working principle, security portals offer the highest level of security and are intended for unmanned areas. The Circlelock Combi is cleverly designed to fit over an existing swinging door, creating a solution is both practical and cost effective to install for the long term. Using the most innovative and up-to-date security technologies, you can rest assured knowing your valuables are safe and sound.

### KEY FEATURES

- Space efficient cylinder compartment with interlocking door system for accurate tailgating detection
- Anti-piggybacking system (StereoVision – one way)



- Working principle supports bi-directional traffic, multi-factor authentication
- Steel floor construction facilitating mounting on a computer floor
- Surface mount supporting quick installation
- Attaches to existing swinging door (standard or fire/smoke/airtight-rated)
- On-board user communication system (integrated visual and audio feedback signalling)
- Seamless integration and feedback with access control systems, biometric devices and building management systems
- Supervised disabled entry is possible

### KEY BENEFITS

- Highest security protection
- Reduced / eliminated guard salary = quick ROI
- Maintain fire / smoke / airtight-rated protection of an existing swing door and partition walls
- Lower renovation costs due to floor and wall mounting construction
- Long life, easy to maintain and troubleshoot

### SUGGESTED SEGMENTS

- Data centres
- Medical / pharmaceutical
- Government / military
- Airports
- Prisons
- Museums / Archives
- Casinos

**You can level up in any of these categories:**



# LEVEL UP

If our standard specifications do not quite suit your needs, we open up opportunities for you to 'Level Up' where it counts most. You can also do this according to your most motivating value driver:

The specification table shows you our standard product options, and to the right of these, you can easily see, and consider, any compatible 'Level Up' options for fine-tuning the Circlelock Combi.



## TECHNICAL SPECIFICATIONS



### THROUGHPUT

#### STANDARD

#### LEVEL UP OPTIONS

Throughput	5 people per minute
Diameter	1500 mm
Height	2200 mm
Canopy Height	200 mm
Throat Opening	937 mm
Number of Doors / Wings	1
Flow	Bi-directional, one direction at a time

Available between 2100 - 2600 mm in increments of 100 mm

Available between 200 - 600 mm in increments of 100 mm



### SECURITY

#### STANDARD

#### LEVEL UP OPTIONS

Tailgating detection	Contact Mats / Weight System
Piggybacking detection	Weight System
Security direction (Stereovision)	-
Biometric Authentication	-

Overhead StereoVision sensor system

StereoVision, one-direction

One-way detection

Two-factor or multi-factor authentication possible



### SAFETY

#### STANDARD

#### LEVEL UP OPTIONS

Escape route	No
Operation in case of power failure	Fail safe
Operation in case of Fire Alarm	Option to configure to open or close on fire alarm
Protection Packages (glass)	Vandal resistant

No

Fail secure - pull release opens fail secure door from secure side

Fail secure - pull release opens fail secure door from secure side

Burglar-resistant RC3 package  
Bullet-resistant package BR4NS



### AESTHETICS

#### STANDARD

#### LEVEL UP OPTIONS

Material	Power Coated Aluminium
Glass Panels	Laminated safety glass (P2A) Vandal resistant
Wrapping / Branding	Not as standard

Anodic coating, anodizing  
Stainless steel, brass

Burglar-resistant glass P5A / P6B  
Bullet-resistant glass BR4NS

Glass decals with logo



### TECHNOLOGY

#### STANDARD

#### LEVEL UP OPTIONS

Power Supply	230V, 50 Hz
Operating Power	65W
Operating Temperature	-20°C to +50°C
Weight	680 kg
Access Control	Dry contacts for virtually any access control

**TOUCHLESS INTEGRATIONS:**

- BoonTouch External Control Panel
- Card and tag readers
- Mobile / bluetooth readers
- Facial and iris recognition
- Touchless fingerprint and vein readers

Card reader mount



### COMFORT

#### STANDARD

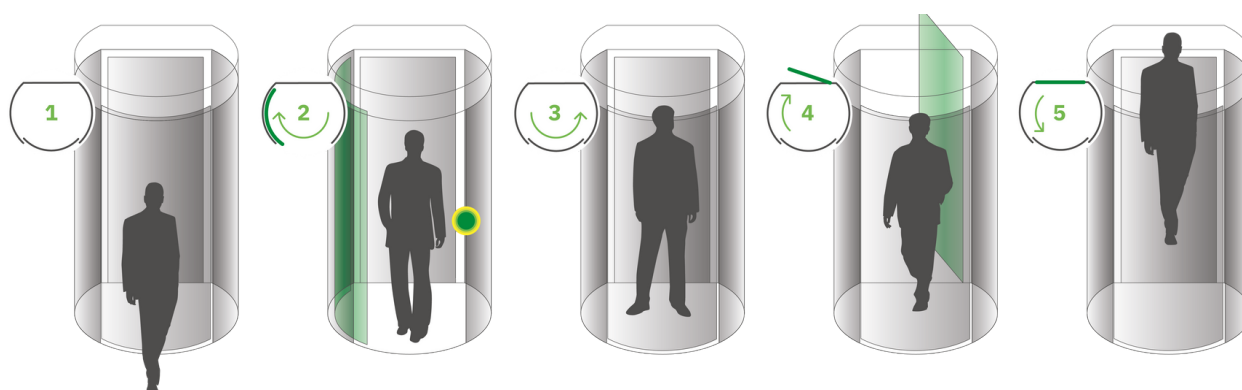
#### LEVEL UP OPTIONS

Disabled Access	Not as standard (Passage width of 900+ mm)
Lighting and Sound	Standard overhead LED ceiling lights

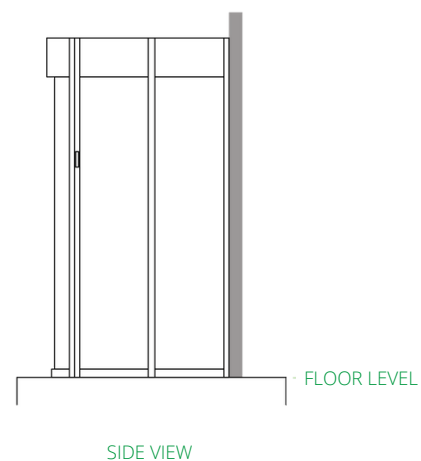
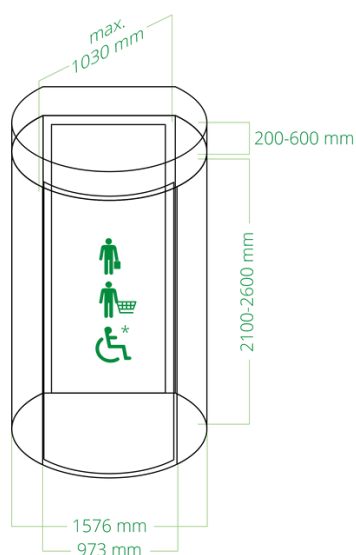
Supervised entry possible, Interlocking overruled

Voice module  
Customised lighting possible

## 6 WORKING PRINCIPLE



## TECHNICAL DIMENSIONS



\*Interlocking overruled.  
Supervised.



## SERVICE AND MAINTENANCE

With hundreds or thousands of visitors passing through an entry every day, continued and reliable operation is vital. Regular service and maintenance can prevent unexpected hardware breakdowns. Boon Edam's service and maintenance teams across the world are experienced in the effects the local conditions have on the wear and tear of your entry solutions and can offer specialised service and maintenance contracts that correspond to those conditions perfectly.

## COMPLIANCE

Boon Edam security entrances are trusted solutions that allow organisations to meet compliance regulations related to restricting access to areas within a building. We take compliance and safety very seriously and ensure that our products are manufactured, installed and maintained to keep up the strict criteria required in all our countries. We are always improving and committed to making sure our products are compliant and certified. More information can be found on our website under 'About Us'.

### **The Circlelock Combi complies with the following European standards:**

- Machine Directive 2006/42/EC
- EMC Directive 2014/30/EC
- EN1627 – Burglar resistant package
- EN1063 / EN1522 – Bullet resistant package
- EN356 – Glass specification



# OUR REACH IS GLOBAL.

---

We have been in business for more than 140 years manufacturing premium aesthetic and security entrance solutions in the Netherlands, United States of America and China. We can confidently say that we cover every corner of the globe with subsidiary companies in major cities across the globe. Furthermore our global export division not only partner with our distributors, but also offer direct sales and service to every territory. This wide net allows us to have a strong global footprint as well as a personal grasp of local markets and their unique entry requirements.

To find your closest Boon Edam expert, please go to:  
[www.boonedam.com.au/contact](http://www.boonedam.com.au/contact)



**Boon Edam Australia Pty Limited**

T 1300 689 905

E [info@boonedam.com.au](mailto:info@boonedam.com.au)

I [www.boonedam.com.au](http://www.boonedam.com.au)

  
**BOON EDAM**  
YOUR **ENTRY** EXPERTS.