



YOUR  
**ENTRY**  
EXPERTS.

## THE LIFELINE BOOST.



### THE **ACCESS CONTROL** MOUNT ACCESSORY

Our best-selling Lifeline Speedlane series of speed gates and our Speedlane Compact have been providing welcome and secure access to an area. These turnstiles can now be integrated with virtually any authorisation technology available in the market today without sacrificing aesthetics. The Lifeline Boost access control pedestal mount is superbly coordinated to mount in front of an existing speed gate to house a card reader, card collector, barcode scanner and any number of integration and touchless entry possibilities.



The Lifeline Speedlane Swing speed gate seen here with the Lifeline Boost on the right.

## OVERVIEW

Security in buildings is becoming not only an option, but a necessity. As responsible owners and managers of these secured areas, the decision to upgrade existing security to include an additional layer at a certain sensitive point is a hot topic right now. By installing the Lifeline Boost access control pedestal in conjunction with a Lifeline Speedlane or Speedlane Compact speed gate, you can integrate reliable tailgating detection with virtually any type of authorisation solution available in the market today.

## LEVEL UP YOUR ENTRANCE WITH TIGHTER FRICTIONLESS SECURITY

Using modern and intuitive technology, this pedestal mount guides each visitor through to their destination without delay or inconvenience. An array of proven and clear light symbols indicate what to do next, from authorisation steps through to the exit. It is important to ensure authorised access and the variety of options of verification we provide with our pedestal truly give you the ability to suit your unique needs perfectly. In this post-pandemic world, a seamless and frictionless solution is fast-becoming the new normal.

## ENDLESS FLEXIBLE COMBINATIONS IN AN EASY 'PLUG-AND-PLAY' PRODUCT

This pedestal mounts gives you the freedom to integrate with your own chosen access control or biometric partner, and at the end of the day you can be rest assured that the Lifeline Boost pedestal mount will look like it should have been there all along. Never an afterthought. The pedestal houses a vast assortment of security access integration options and does so in a sophisticated and aesthetic way. Here is where design really meets security. It's amazing what a big impact such a small footprint can have.

### The Lifeline Boost access control pedestal is available in 3 models:

1. **Standard Premium:** Suitable for the integration of a card reader, barcode reader or biometric devices.
2. **Card Collector:** Suitable to integrate a collector device for visitor management.
3. **MorphoWave Compact:** Suitable to integrate the Idemia MorphoWave Compact 3D fingerprint scanner.

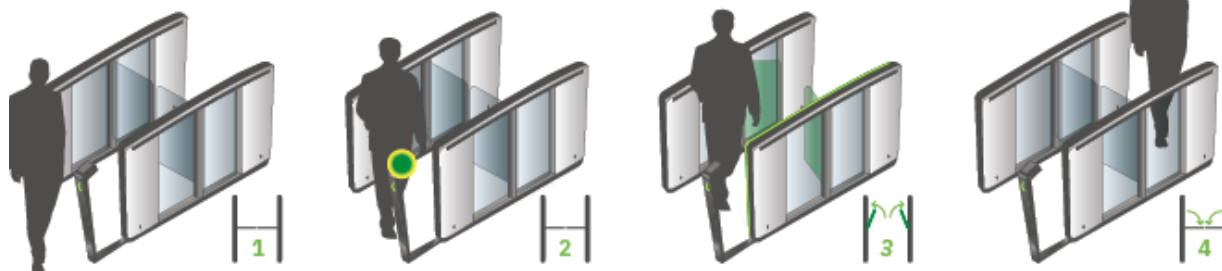
### KEY FEATURES

- Compatible with the Lifeline Speedlane series of speed gates and the Speedlane Compact speed gates.
- Slim and modern design
- Ergonomic design for customer comfort
- Tapered V-shape
- Very small footprint
- Unique and intuitive sensors detect approaching visitor
- Dark tempered glass
- Comfortable height
- No need to cable through the floor
- Premium quality materials

### KEY BENEFITS

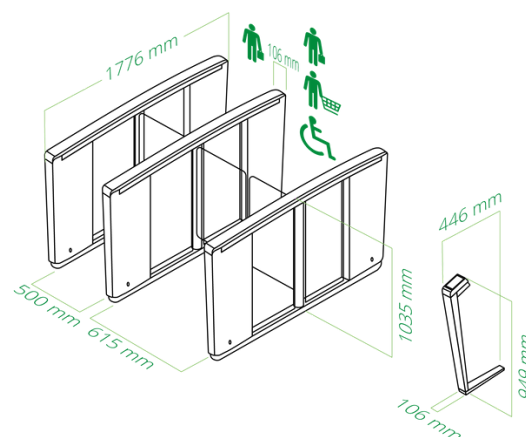
- Use any existing authorisation solution available
- Simultaneously unobtrusive, welcoming and secure
- Suitable as a touchless entry solution (with third party integration technology)
- Easy to clean and sanitary
- Uncomplicated to operate
- Fast to install

### WORKING PRINCIPLE



### TECHNICAL DIMENSIONS


Lifeline Speedlane Swing and Lifeline Boost



Standard Premium Model



Card Collector Model



MorphoWave Compact Model

# OUR REACH IS GLOBAL.

---

We have been in business for more than 140 years manufacturing premium aesthetic and security entrance solutions in the Netherlands, United States of America and China. We can confidently say that we cover every corner of the globe with subsidiary companies in major cities across the globe. Furthermore our global export division not only partner with our distributors, but also offer direct sales and service to every territory. This wide net allows us to have a strong global footprint as well as a personal grasp of local markets and their unique entry requirements.

To find your closest Boon Edam expert, please go to:

[www.boonedam.com.au/contact](http://www.boonedam.com.au/contact)



**Boon Edam Australia Pty Limited**

**T** 1300 689 905

**E** [info@boonedam.com.au](mailto:info@boonedam.com.au)

**I** [www.boonedam.com.au](http://www.boonedam.com.au)

  
**BOON EDAM**  
YOUR **ENTRY** EXPERTS.